

Platform Open2Vote.eu usage analysis

Policy brief

Prepared by OPEN KNOWLEDGE SWEDEN (OKS), 2024

Table of contents

1. Scope of the report.....	2
2. Background.....	2
2.1. Method	3
2.1. Questions	4
3. User demographics	6
3.1. Citizenship.....	6
3.2. Country of residence	6
3.3. Age.....	7
3.4. Gender	8
3.5. Education.....	8
4. Voting results.....	10
4.1. Number of votes for each question	10
4.2. Total number of “against” votes.....	11
5. Conclusions	14
6. Future of MobileCIT and Roadmap for the Continuation of the Project.....	14
Annex 1. Age and education categories used.....	18
Annex 2. List of voting results	20

1. Scope of the report

This report was drafted in the framework of Work Package 2 (WP2) of the MobileCIT project “Inclusive Europe for mobile EU citizens” and responds to “D2.2 Platform Open2Vote usage analysis: Creation of policy brief”. In WP2, the project team conducted a study of Open2Vote users to understand their demographics, voting patterns and the use of the website among different socio-demographic groups. The expected reach of study participants in the project proposal was 80 people but the project team managed to assess a larger number of users (302 valid users).

2. Background

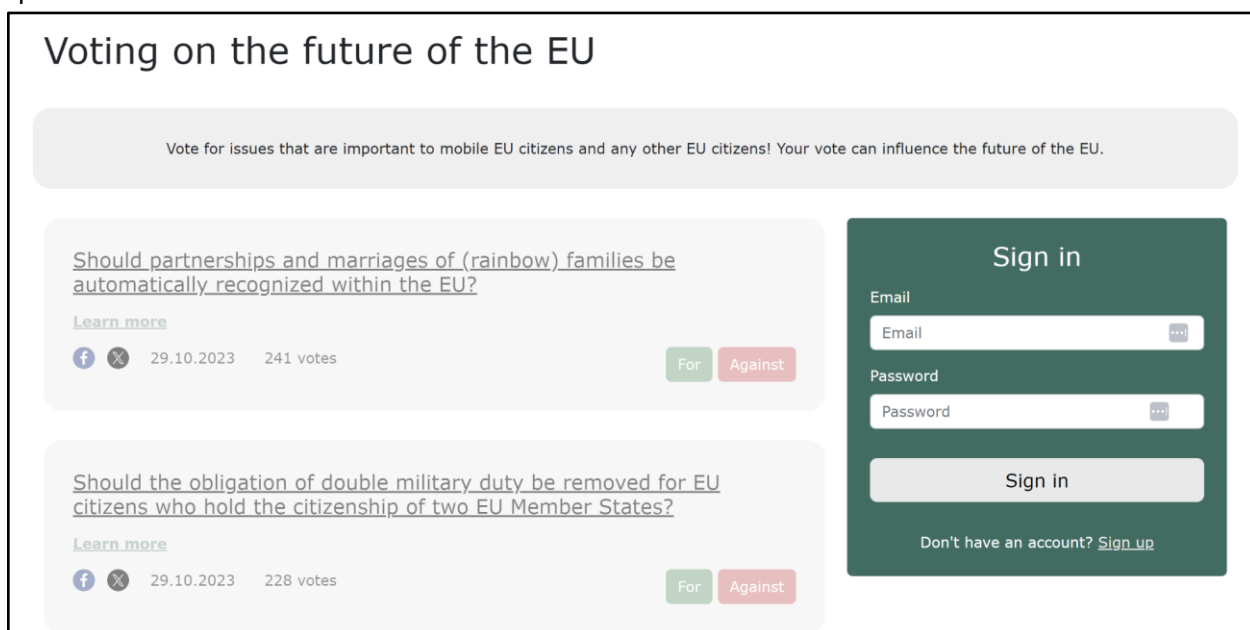
On the 29th of October 2023, the project team published 14 questions (i.e. all questions simultaneously) on the website Open2Vote.eu. These questions were selected in the framework of the project “Inclusive Europe for mobile EU citizens” (MobileCIT), based on the results of the assessment of the needs and challenges faced by EU mobile citizens, carried out in 2023.

In October 2023 – July 2024 project partners carried out the communication campaign (as envisioned in Work Package 4, Task 4.3.) to engage mobile EU citizens to vote on the platform. It was not easy to attract the attention of the voters – the project team has observed that over the last years the communities of mobile citizens have become less cohesive, and it is harder and harder to reach and raise the interest of individual people. Due to this, the project team had to invest in the popularisation and individual, repeated invitations far more effort than initially planned.

Open2Vote.eu is accessible to the general public after a registration procedure. To register, the voter has to provide information about his citizenship(s), country of residence, age range, gender and education. These data are anonymised but – at the same time, at the aggregated level –, provide important information about the voting preferences of diverse groups of

Europeans. The full list of the provided answers, categorised by demographic information, is available in Annex 1 of this report.

Figure 1. Screenshot of the Open2Vote.eu website with two of the 14 published questions visible.



2.1. Method

The voter data was filtered, leaving only those who correspond to these requirements:

- They are either citizens of an EU country or of an EU candidate country or residents of an EU country or an EU candidate country.
- They are citizens of one country and are residents of another country.

Between 29th of October 2023 and 17th July 2024 409 persons voted on the platform. Out of these, 302 votes corresponded to the filtering requirements mentioned above. The voting analysis was performed, using the information that was gathered from these 302 votes.

Our findings have several limitations. They shall not be considered to have a scientific accuracy due several aspects, including these:

- The votes analysed do not constitute a representative sample. The voting was available to everyone, and this led to overrepresentation over certain groups of participants, e.g. a very high proportion of voters with Latvian citizenship.
- Voters had the possibility to choose which questions to vote for, and which ones to omit. This led to some skewed results, for example: voters with a higher level of education chose to vote on more questions, whereas voters with lower educational level voted for a smaller number of questions each. Thus, more complex issues (e.g. transnational lists of candidates for the European Parliament elections) were evaluated mostly by people with a higher educational level.

Nevertheless, these voting results could provide some insight into the opinions of many EU mobile citizens and could perhaps serve as a guide for future research in this field. The voting results show that the voting patterns are similar irrespective of the citizenship, residence, age and educational level of voters.

2.1. Questions

The 14 questions, illustrated in Table 1, were selected during the research phase of the project (Work Package 2, Task T2.1.).

Table 1. Questions that were published on the Open2Vote.eu platform

Question
1. Should mobile EU citizens be allowed to vote online in European Parliament elections?
2. Should mobile EU citizens be allowed to vote in national elections in their country of residence?
3. Should the voting age for European Parliament elections be lowered to 16 throughout the EU?

Question
4. Should it be easier for mobile EU citizens to get citizenship of their country of residence in the EU?
5. Should there be transnational lists of candidates in European Parliament elections?
6. Should the EU introduce a European citizen card?
7. Should there be simplified EU-wide rules for cross-border teleworking?
8. Should the EU negotiate agreements with third countries to protect the healthcare rights of EU citizens residing there?
9. Should an EU-wide digital driving licence be introduced?
10. Should the EU have dedicated funding opportunities for civil society organisations that represent mobile EU citizens?
11. Should the EU propose free movement legislation requiring all Member States to recognise same-sex partners from another Member State?
12. Should academic qualifications be automatically recognized in all EU Member States?
13. Should the obligation of double military duty be removed for EU citizens who hold the citizenship of two EU Member States?
14. Should partnerships and marriages of (rainbow) families be automatically recognized within the EU?



3. User demographics

3.1. Citizenship

Voters represented 22 different citizenships. The vast majority of voters had Latvian, Swedish and Belgian citizenship (see Figure 2). This could be explained by the fact that organisations involved in the project extensively used their country networks to recruit participants.

Figure 2. Citizenship of Open2Vote.eu voters



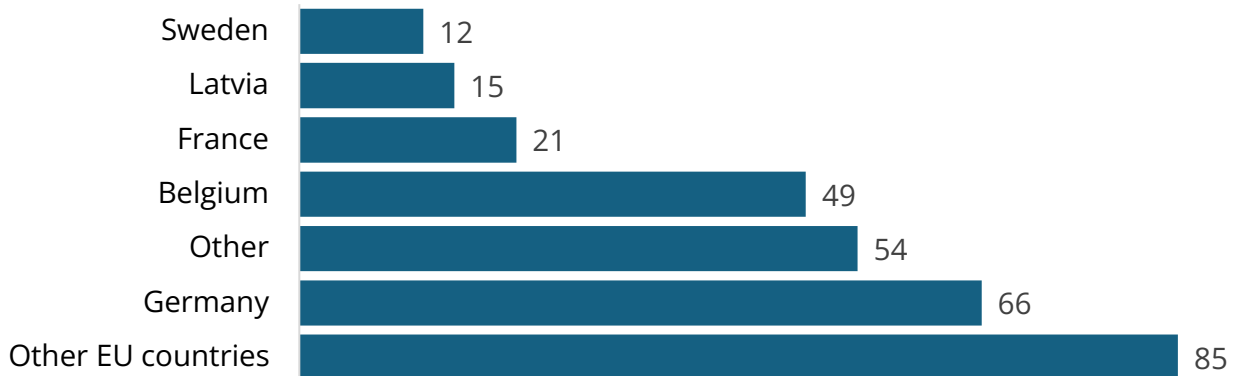
The overall list of the represented citizenships among voters included the following countries: Austria, Belgium, Bulgaria, Croatia, Denmark, Estonia, France, Germany, Greece, Hungary, Ireland, Italy, Latvia, Lithuania, Malta, Moldova, Netherlands, Other (citizens of third countries who reside in the EU), Poland, Portugal, Slovenia, Sweden.

3.2. Country of residence

The voters indicated residency in 22 different countries. Here, the spread among EU countries is more even if compared to citizenship. Germany residency was the most represented among voters (66) followed by Belgium (49) and France (21) (see Figure 3).

Among voters who hold EU citizenships, 54 live in countries that are outside of the EU.

Figure 3. Country of residence of Open2Vote.eu voters

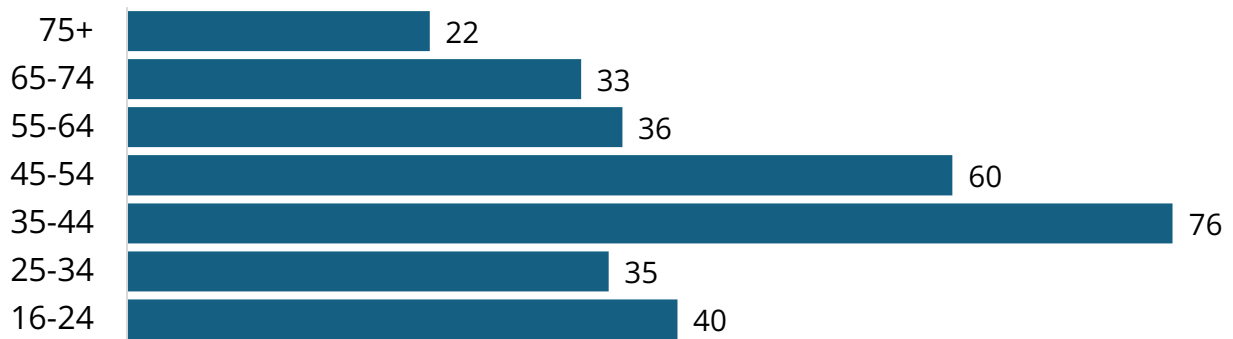


The list of the represented countries is as follows: Austria, Belgium, Croatia, Czechia, Denmark, Estonia, Finland, France, Germany, Greece, Ireland, Italy, Latvia, Lithuania, Luxembourg, Malta, Netherlands, Other (citizens of EU countries who reside outside the EU), Poland, Portugal, Spain, Sweden, Ukraine.

3.3. Age

In terms of age, the representation of different age groups is shown in Figure 4. The majority of voters are 25.1% in the 35-44 years group and 19.8% in the 45-54 years group. Other age groups are represented more evenly.

Figure 4. The number of voters per age group



3.4. Gender

The gender distribution among voters was quite even: 55.4% of voters were women, 43.2% - men and 1% (3) – non-binary (Figure 5).

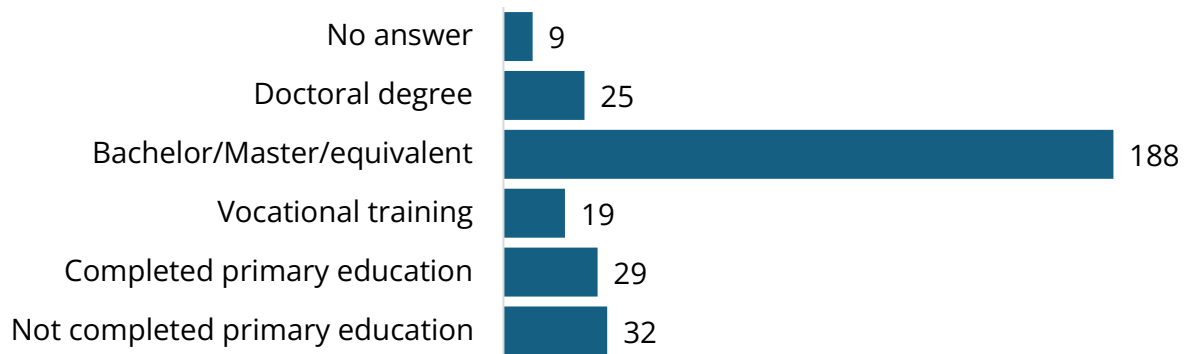
Figure 5. Gender representation of voters



3.5. Education

Figure 6 illustrates that a majority of voters have higher education (70%), including 8.3% holding a doctoral degree. Only a minority (10.6%) have not completed their primary education.

Figure 6. The level of education of voters



4. Voting results

4.1. Number of votes for each question

Each voter could vote on all 14 questions. However, only a few voted on them all (see Table 2.). The color scale in the last column illustrates the amount of the voters: the more votes the question got, the deeper shade of blue is the color and, the opposite – deeper red means that the question got less votes.

Table 2. Number and % of voters for each question

Question	No of Votes	% of all
1. Should mobile EU citizens be allowed to vote online in European Parliament elections?	231	76.49
2. Should mobile EU citizens be allowed to vote in national elections in their country of residence?	222	73.51
3. Should the voting age for European Parliament elections be lowered to 16 throughout the EU?	226	74.83
4. Should it be easier for mobile EU citizens to get citizenship of their country of residence in the EU?	212	70.20
5. Should there be transnational lists of candidates in European Parliament elections?	206	68.21
6. Should the EU introduce a European citizen card?	236	78.15
7. Should there be simplified EU-wide rules for cross-border teleworking?	225	74.50
8. Should the EU negotiate agreements with third countries to protect the healthcare rights of EU citizens residing there?	218	72.19

9. Should an EU-wide digital driving licence be introduced?	257	85.10
10. Should the EU have dedicated funding opportunities for civil society organisations that represent mobile EU citizens?	207	68.54
11. Should the EU propose free movement legislation requiring all Member States to recognise same-sex partners from another Member State?	237	78.48
12. Should academic qualifications be automatically recognized in all EU Member States?	277	91.72
13. Should the obligation of double military duty be removed for EU citizens who hold the citizenship of two EU Member States?	248	82.12
14. Should partnerships and marriages of (rainbow) families be automatically recognized within the EU?	248	82.12

The most popular question was about EU-wide recognition of academic qualifications and the least popular – about the transnational lists of candidates for EU Parliament elections. Nevertheless, each question got at least 2/3 votes of all the voters.

4.2. Total number of "against" votes

All proposed questions had a majority of "For" votes, except for one – the 3rd question about the lowering of the EU Parliament voting age to 16 years (Figure 7. and Figure 8).

Figure 7. The number of “For” and “Against” votes for each question

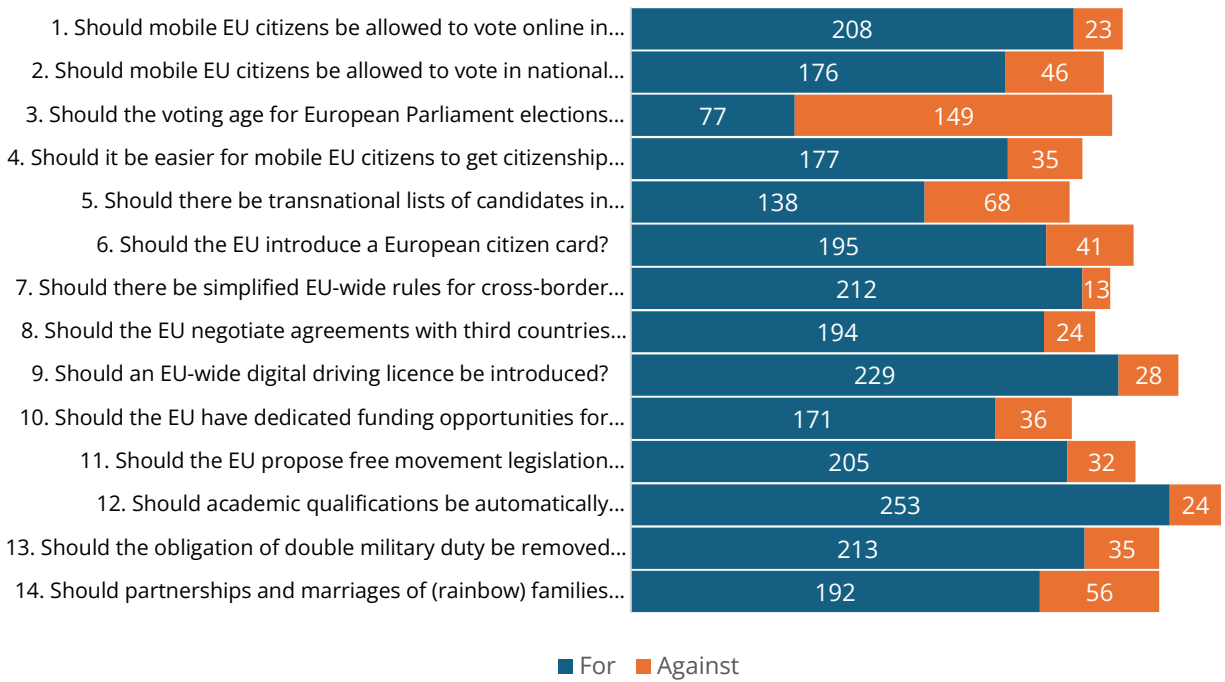
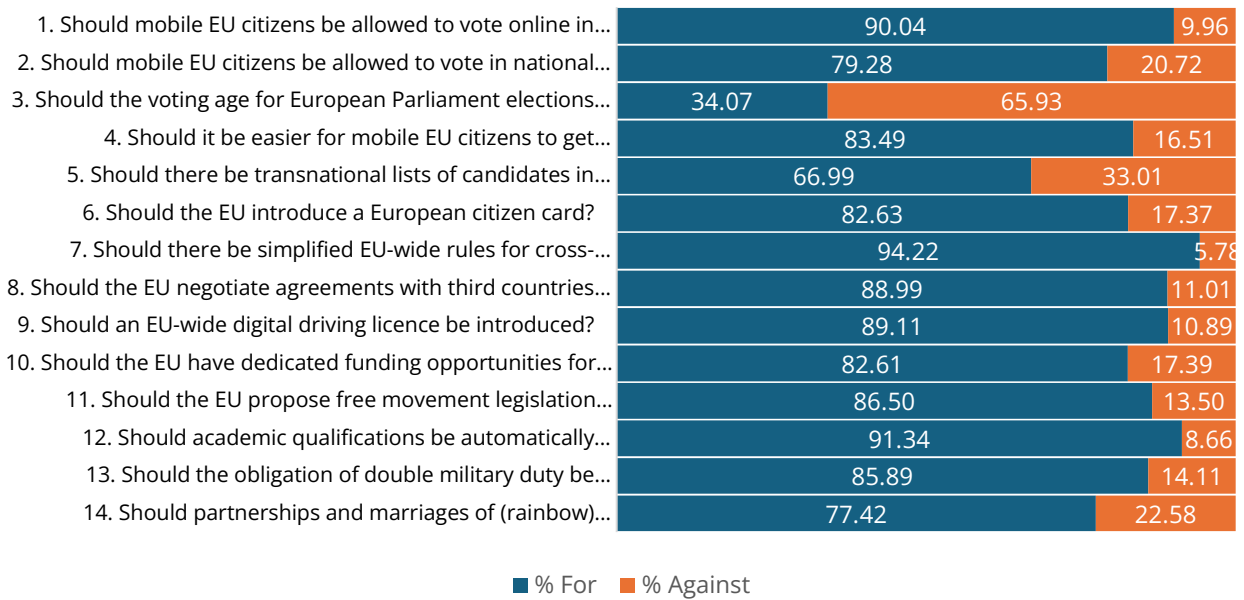


Figure 8. The proportion of “For” and “Against” votes for each question



An almost unanimous support was given to the question about simplified teleworking possibilities in the EU (94.22% were for).

5. Conclusions

Overall, the voting results indicate a high demand for EU action and legislation to eliminate barriers to freedom of movement within the EU. The needs of mobile EU citizens should receive greater attention from the EU, and their voices should be better represented.

The project team has also observed that over the past few years, the communities of mobile citizens have become less cohesive. It has become increasingly challenging to engage and maintain the interest of individual people. Consequently, the project team had to invest more effort than initially planned in promoting and popularizing the initiative (e.g. by and sending repeated invitations to involve voters and participants in the project activities). Future initiatives should consider how to address and understand the underlying reasons for this trend.

6. Future of MobileCIT and Roadmap for the Continuation of the Project

Future initiatives in this field should continue focusing on addressing the needs and challenges faced by mobile EU citizens. Through its events and advocacy work and through the Open2Vote platform, the project has been instrumental in highlighting these issues, helping to point the way for future cooperation and action in this project and broadly speaking in this policy area. Moving forward, the participation and representation of mobile citizens in EU policy-making processes should be improved, also by incorporating lessons learned during the project.

Future actions should focus on encouraging mobile citizens to participate actively and express their positions and opinions, fostering a political community aware of its rights and the political and bureaucratic obstacles it faces. Despite the success of past promotional efforts, there remains a reluctance to participate in political efforts and open debates,

highlighting the need for more intensive promotional activities. The MobileCIT project has highlighted opinions and challenges of a number of mobile citizens. In particular, effective political coordination and representation will be crucial, especially as a new generation with a European identity emerges. Ongoing support and advocacy activity remain essential.

Based on MobileCIT research and interactions with EU citizens and diaspora organizations, several key issues that EU policymakers can promote have been identified. These include:

- Establishing one-stop shops in each Member State to inform EU citizens of their rights and obligations, supported by an independent help desk. The European Commission has made substantial progress towards this objective with Europe Direct, Your Europe Advice Solvit and other problem-solving cross border networks. More efforts should be made though to decentralise the information and assistance services to national and regional level.
- Overcoming confusion over cross-border voting and electoral rights through a dedicated help desk and progress towards reforms, such as electronic voting and postal voting, to remove barriers to cross-border participation in the democratic life of the EU. The project found that the level of confusion is high because voting rights for mobile citizens differ according to the type of election (local or national) and according to electoral practices in each Member State. There should be a special European help desk set up for cross-border voting and standing as a candidate, working in cooperation with the network of electoral authorities set up by the Commission.
- Legislative solutions for the cross-border recognition of academic qualifications. This is one of the top demands emerging from our platform voting results. This is also a question likely to be taken up by the new Commission which is committed in its political guidelines for 2024-2029 to progress towards a European university degree.
- Updating rules on free movement and residence to ensure recognition of same-sex partnerships and combat discrimination. Particularly at the final session of the concluding MobileCIT conference on 3 July, the emphasis was placed in the light of the European election results on the need to step up the protection of minority rights and

essential cross-border services. EU legislation to combat all forms of discrimination should be updated and strengthened.

- Addressing complex questions about naturalization, dual nationality, and the implications of free movement for families with multiple nationalities. Dealing with such life changing and complex legal issues goes beyond the scope of current EU information and assistance services. How to fill this gap should be further examined particularly in the light of the evidence of needs and the case-law of the European Court of Justice.
- Voting rights already at the age of 16 for European elections (now existing in 5 of 27 EU countries) is an important issue for European debate. The fact that this platform question was the only one to receive a majority of votes “against” encourages further investigation. The symbolic vote in front of the European Parliament on 26 April produced a similar result from over 500 people (see report on <http://ecit-foundation.eu>) From the discussions on the spot at the symbolic vote, the reasons became clearer. Whether they were “for” or “against” nearly all who took part in the voting considered that lowering the voting rights age needs to be carried out in combination with more European and political citizenship education.
- Red tape as an issue for mobile EU Citizens and European diaspora. Examples include:
 - Tackling language barriers to freedom of movement and ensuring access to information and education in multiple languages.
 - Facilitating the renewal of passports, IDs, driving licences, and access to emergency travel documents.
- Ensuring accessible, quick, and effective measures to enforce European rights. In this field, there are no easy answers since this is primarily a responsibility of regional and national authorities. The Commission services, the EP Petitions Committee and the European Ombudsman could set an example by taking advantage of the start of a new European legislature to improve their own services to citizens. In general, the political guidelines for the next European Commission place more emphasis on enforcement. *Pro bono* work by law firms (i.e. taking up a case against disenfranchisement in European elections presented on 3 July) should be expanded.

- Improving recognition, funding, and communication channels for EU citizen associations and diaspora organizations to enhance political representation. This is a key underlying concern covering all aspects of the MobileCIT project. It is understandable given the results of the European elections, that the new Commission is addressing concerns of the broad mass of EU citizens, such as housing. Messages should go out though to emphasize that this should not lead to neglecting the concerns of the minority on the move who are most affected by the EU and its main supporters. Whilst the concerns of 13.9 mobile EU citizens have become more complex and heterogeneous., they lack a single entry and focal point, such as could be provided under a Commissioner responsible. Similarly in the European Parliament, European rights to freedom of movement fall under different committees, which is why it is proposed to set up a cross-party group of MEPs on European Citizenship for the new legislature.

Annex 1. Age and education categories used

Age:

- 0-16
- 16-24
- 25-34
- 35-44
- 45-54
- 55-64
- 65-74
- 75+
- No answer

As based on:

- https://www.statistikdatabasen.scb.se/pxweb/en/ssd/START_UF_UF0506_UF0506/B/UtbSUNBef/

Education:

- Not completed primary education
- Completed primary education
- Completed secondary education
- Vocational training
- Bachelor/Master/equivalent
- Doctoral degree
- No answer

Basis for the categorisation of education:

1. ESS Codebook, ESS10 Self-completion - integrated file, edition 1.1. Edlvds. Highest level of education, Sweden. <https://ess-search.nsd.no/CDW/RoundCountry>
2. <https://www.lansstyrelsen.se/download/18.2e0f9f621636c844027294c/1526644747522/Medborgarunders%C3%B6kningen%202015%20-%20Enk%C3%A4t.pdf>, where are outlined the following categories (in Swedish):
 - Ej avslutad grundskola

- Avslutad grundskola
- Gymnasieexamen eller motsvarande
- Eftergymnasial utbildning, ej högskola/universitet
- Studier vid högskola/universitet
- Forskarutbildning: Doktorsexamen

Gender:

- Woman
- Man
- Other

As based on:

<https://www.scb.se/globalassets/stodmaterial-for-att-inkludera-transpersoner-i-enkater-och-undersokningar.pdf>



Annex 2. List of voting results

1. Should mobile EU citizens be allowed to vote online in European Parliament elections?

Citizensh1	Citizensh2	Residence	Age	Gender	Education	Vote
Austria		Germany	65-74	male	Bachelor/Master/equivalent	Against
Belgium	Other	France	65-74	male	Doctoral degree	Against
Latvia		Belgium	35-44	female	Bachelor/Master/equivalent	Against
Latvia		Belgium	45-54	male	Bachelor/Master/equivalent	Against
Latvia		Belgium	16-24	male	Bachelor/Master/equivalent	Against
Latvia		Belgium	16-24	male	Completed primary education	Against
Latvia		Denmark	45-54	female	Bachelor/Master/equivalent	Against
Latvia		France	65-74	female	Doctoral degree	Against
Latvia		France	35-44	male	Completed primary education	Against
Latvia	Germany	Germany	25-34	female	Bachelor/Master/equivalent	Against
Latvia		Germany	65-74	male	Bachelor/Master/equivalent	Against
Latvia		Germany	65-74	female	Vocational training	Against
Latvia		Germany	65-74	male	Bachelor/Master/equivalent	Against
Latvia		Italy	45-54	male	Bachelor/Master/equivalent	Against
Latvia		Other	45-54	male	Bachelor/Master/equivalent	Against
Latvia	Other	Other	45-54	female	Bachelor/Master/equivalent	Against
Poland	Latvia	Poland	25-34	female	Bachelor/Master/equivalent	Against
Slovenia	Belgium	Belgium	35-44	male	Doctoral degree	Against
Slovenia		Germany	35-44	male	Doctoral degree	Against
Sweden	Denmark	Denmark	45-54	male	Bachelor/Master/equivalent	Against
Sweden	France	France	45-54	female	Bachelor/Master/equivalent	Against

Citizensh1	Citizensh2	Residence	Age	Gender	Education	Vote
Sweden		Germany	55-64	male	Bachelor/Master/equivalent	Against
Sweden		Italy	45-54	female	Bachelor/Master/equivalent	Against
Austria	Netherlands	Austria	35-44	female	Doctoral degree	For
Austria	Latvia	Germany	75+	male	Not completed primary education	For
Belgium		Austria	55-64	male	Bachelor/Master/equivalent	For
Belgium	Latvia	Belgium	16-24	male	Bachelor/Master/equivalent	For
Belgium		Croatia	55-64	male	Bachelor/Master/equivalent	For
Belgium		Croatia	55-64	male	Bachelor/Master/equivalent	For
Belgium		Germany	35-44	male	Doctoral degree	For
Belgium	Belgium	Latvia	25-34	male	Not completed primary education	For
Belgium	Belgium	Latvia	25-34	male	Not completed primary education	For
Belgium		Netherlands	25-34	non-bin	Bachelor/Master/equivalent	For
Belgium		Poland	25-34	male	Bachelor/Master/equivalent	For
Belgium	Italy	Portugal	35-44	male	Bachelor/Master/equivalent	For
Belgium		Portugal	55-64	male	Bachelor/Master/equivalent	For
Belgium		Spain	55-64	male	Completed primary education	For
Belgium		Sweden	35-44	female	Bachelor/Master/equivalent	For
Denmark	Poland	Belgium	35-44	male	Bachelor/Master/equivalent	For
Denmark		France	75+	male	Bachelor/Master/equivalent	For
France		Czechia	25-34	female	Bachelor/Master/equivalent	For
France		Latvia	25-34	female	Bachelor/Master/equivalent	For
Germany	Other	Belgium	45-54	female	Bachelor/Master/equivalent	For
Germany	Latvia	Germany	65-74	male	Bachelor/Master/equivalent	For
Germany	Romania	Germany	45-54	male	Completed primary education	For
Hungary		Belgium	35-44	male	Bachelor/Master/equivalent	For
Ireland		Belgium	45-54	male	Bachelor/Master/equivalent	For

Citizensh1	Citizensh2	Residence	Age	Gender	Education	Vote
Ireland	Latvia	Ireland	45-54	female	Bachelor/Master/equivalent	For
Italy		Belgium	35-44	male	Vocational training	For
Italy	Lithuania	Lithuania	35-44	female	Doctoral degree	For
Latvia		Belgium	45-54	female	Bachelor/Master/equivalent	For
Latvia		Belgium	35-44	female	Bachelor/Master/equivalent	For
Latvia		Belgium	35-44	female	Bachelor/Master/equivalent	For
Latvia		Belgium	35-44	female	Bachelor/Master/equivalent	For
Latvia		Belgium	16-24	male	Not completed primary education	For
Latvia		Belgium	16-24	male	Completed primary education	For
Latvia		Belgium	16-24	female	Completed primary education	For
Latvia		Belgium	16-24	non-bin	Not completed primary education	For
Latvia		Belgium	16-24	male	Not completed primary education	For
Latvia		Belgium	16-24	female	Not completed primary education	For
Latvia	Other	Belgium	16-24	male	Not completed primary education	For
Latvia		Belgium	16-24	male	Completed primary education	For
Latvia		Belgium	16-24	male	Not completed primary education	For
Latvia	Belgium	Belgium	25-34	male	Not completed primary education	For
Latvia	Belgium	Belgium	45-54	female	Not completed primary education	For
Latvia		Belgium	45-54	female	Not completed primary education	For
Latvia	Belgium	Belgium	25-34	female	Not completed primary education	For
Latvia		Belgium	25-34	female	Bachelor/Master/equivalent	For
Latvia		Belgium	25-34	female	Bachelor/Master/equivalent	For
Latvia	Belgium	Belgium	55-64	male	Bachelor/Master/equivalent	For
Latvia		Belgium	45-54	female	Bachelor/Master/equivalent	For
Latvia		Croatia	45-54	male	Bachelor/Master/equivalent	For
Latvia		Denmark	55-64	female	Bachelor/Master/equivalent	For

Citizensh1	Citizensh2	Residence	Age	Gender	Education	Vote
Latvia		Denmark	35-44	female	Bachelor/Master/equivalent	For
Latvia		Denmark	25-34	female	Bachelor/Master/equivalent	For
Latvia	Denmark	Denmark	35-44	female	Bachelor/Master/equivalent	For
Latvia		Finland	35-44	female	Bachelor/Master/equivalent	For
Latvia		France	25-34	female	Bachelor/Master/equivalent	For
Latvia		France	16-24	male	Bachelor/Master/equivalent	For
Latvia		France	25-34	female	Doctoral degree	For
Latvia		France	45-54	female	Completed primary education	For
Latvia	Other	France	55-64	female	Bachelor/Master/equivalent	For
Latvia		France	45-54	female	Not completed primary education	For
Latvia		France	45-54	female	Vocational training	For
Latvia		France	35-44	female	Bachelor/Master/equivalent	For
Latvia	Germany	Germany	35-44	female	Bachelor/Master/equivalent	For
Latvia		Germany	35-44	male	No answer	For
Latvia		Germany	45-54	female	Not completed primary education	For
Latvia		Germany	45-54	female	Bachelor/Master/equivalent	For
Latvia		Germany	16-24	male	Doctoral degree	For
Latvia		Germany	25-34	female	Doctoral degree	For
Latvia	Germany	Germany	16-24	male	Completed primary education	For
Latvia		Germany	16-24	female	Vocational training	For
Latvia		Germany	55-64	male	Not completed primary education	For
Latvia	Germany	Germany	35-44	female	No answer	For
Latvia		Germany	45-54	male	Vocational training	For
Latvia		Germany	35-44	female	Vocational training	For
Latvia		Germany	45-54	male	No answer	For
Latvia	Latvia	Germany	25-34	male	Not completed primary education	For

Citizensh1	Citizensh2	Residence	Age	Gender	Education	Vote
Latvia	Germany	Germany	35-44	female	Bachelor/Master/equivalent	For
Latvia	Latvia	Germany	45-54	female	Not completed primary education	For
Latvia	Latvia	Germany	25-34	male	Not completed primary education	For
Latvia	Latvia	Germany	25-34	male	Not completed primary education	For
Latvia	Germany	Germany	45-54	male	Completed primary education	For
Latvia		Germany	35-44	female	Bachelor/Master/equivalent	For
Latvia		Germany	35-44	female	Bachelor/Master/equivalent	For
Latvia		Germany	55-64	female	Bachelor/Master/equivalent	For
Latvia		Germany	35-44	male	Bachelor/Master/equivalent	For
Latvia		Germany	25-34	female	Bachelor/Master/equivalent	For
Latvia	Germany	Germany	25-34	male	Not completed primary education	For
Latvia		Germany	55-64	female	Bachelor/Master/equivalent	For
Latvia		Germany	45-54	female	Bachelor/Master/equivalent	For
Latvia	Germany	Germany	16-24	male	Not completed primary education	For
Latvia		Germany	35-44	female	Not completed primary education	For
Latvia		Germany	35-44	male	Not completed primary education	For
Latvia		Germany	16-24	female	Bachelor/Master/equivalent	For
Latvia		Germany	16-24	female	Completed primary education	For
Latvia		Germany	45-54	female	No answer	For
Latvia	Germany	Germany	16-24	male	Completed primary education	For
Latvia		Germany	55-64	female	Bachelor/Master/equivalent	For
Latvia		Germany	35-44	male	Bachelor/Master/equivalent	For
Latvia	Germany	Germany	16-24	male	Vocational training	For
Latvia	Germany	Germany	16-24	female	Bachelor/Master/equivalent	For
Latvia		Germany	75+	male	Vocational training	For
Latvia		Ireland	35-44	female	No answer	For

Citizensh1	Citizensh2	Residence	Age	Gender	Education	Vote
Latvia		Ireland	35-44	female	Bachelor/Master/equivalent	For
Latvia		Ireland	35-44	female	Vocational training	For
Latvia	Ireland	Ireland	35-44	female	Doctoral degree	For
Latvia		Ireland	45-54	female	Bachelor/Master/equivalent	For
Latvia		Ireland	45-54	male	Bachelor/Master/equivalent	For
Latvia	Ireland	Ireland	35-44	male	Bachelor/Master/equivalent	For
Latvia		Italy	35-44	male	Vocational training	For
Latvia		Italy	35-44	female	Bachelor/Master/equivalent	For
Latvia	Cyprus	Latvia	25-34	male	Vocational training	For
Latvia	Other	Latvia	75+	female	Not completed primary education	For
Latvia	Other	Latvia	75+	male	Doctoral degree	For
Latvia	Other	Latvia	75+	female	Bachelor/Master/equivalent	For
Latvia	Other	Latvia	65-74	female	Bachelor/Master/equivalent	For
Latvia	Other	Latvia	45-54	female	Bachelor/Master/equivalent	For
Latvia		Luxembourg	35-44	female	Bachelor/Master/equivalent	For
Latvia		Luxembourg	45-54	female	Bachelor/Master/equivalent	For
Latvia		Luxembourg	35-44	female	Bachelor/Master/equivalent	For
Latvia		Netherlands	35-44	male	No answer	For
Latvia		Netherlands	45-54	female	Bachelor/Master/equivalent	For
Latvia	Netherlands	Netherlands	25-34	male	Bachelor/Master/equivalent	For
Latvia	Netherlands	Netherlands	35-44	female	Completed primary education	For
Latvia	Other	Other	35-44	female	Bachelor/Master/equivalent	For
Latvia		Other	75+	male	Doctoral degree	For
Latvia	Other	Other	65-74	male	Bachelor/Master/equivalent	For
Latvia	Other	Other	45-54	female	Bachelor/Master/equivalent	For
Latvia		Other	35-44	female	Completed primary education	For

Citizensh1	Citizensh2	Residence	Age	Gender	Education	Vote
Latvia	Other	Other	75+	male	Bachelor/Master/equivalent	For
Latvia		Other	45-54	female	Bachelor/Master/equivalent	For
Latvia	Other	Other	65-74	female	Bachelor/Master/equivalent	For
Latvia	Other	Other	65-74	female	Bachelor/Master/equivalent	For
Latvia		Other	45-54	female	Bachelor/Master/equivalent	For
Latvia	Latvia	Other	75+	male	Bachelor/Master/equivalent	For
Latvia	Other	Other	16-24	male	Bachelor/Master/equivalent	For
Latvia		Other	25-34	female	Completed primary education	For
Latvia	Latvia	Other	35-44	female	Vocational training	For
Latvia	Other	Other	55-64	female	Bachelor/Master/equivalent	For
Latvia		Other	35-44	female	Bachelor/Master/equivalent	For
Latvia	Other	Other	75+	female	Doctoral degree	For
Latvia		Other	35-44	female	Bachelor/Master/equivalent	For
Latvia		Other	55-64	male	Bachelor/Master/equivalent	For
Latvia		Other	25-34	female	Bachelor/Master/equivalent	For
Latvia		Other	35-44	male	Bachelor/Master/equivalent	For
Latvia	Other	Other	35-44	female	Bachelor/Master/equivalent	For
Latvia	Other	Other	65-74	female	Bachelor/Master/equivalent	For
Latvia	Other	Other	55-64	male	Bachelor/Master/equivalent	For
Latvia	Other	Other	65-74	male	Bachelor/Master/equivalent	For
Latvia	Other	Other	65-74	female	Bachelor/Master/equivalent	For
Latvia	Other	Other	65-74	female	Doctoral degree	For
Latvia		Other	25-34	female	Bachelor/Master/equivalent	For
Latvia		Other	35-44	female	Bachelor/Master/equivalent	For
Latvia		Other	35-44	male	Bachelor/Master/equivalent	For
Latvia		Portugal	25-34	female	Bachelor/Master/equivalent	For

Citizensh1	Citizensh2	Residence	Age	Gender	Education	Vote
Latvia		Spain	35-44	male	Bachelor/Master/equivalent	For
Latvia		Spain	45-54	female	Bachelor/Master/equivalent	For
Latvia	Latvia	Sweden	65-74	female	Doctoral degree	For
Latvia		Sweden	35-44	female	Bachelor/Master/equivalent	For
Latvia		Sweden	55-64	male	Bachelor/Master/equivalent	For
Latvia	Sweden	Sweden	45-54	female	Bachelor/Master/equivalent	For
Latvia	Sweden	Sweden	16-24	female	Not completed primary education	For
Latvia	Sweden	Sweden	35-44	female	Bachelor/Master/equivalent	For
Latvia		Sweden	25-34	female	Bachelor/Master/equivalent	For
Latvia		Sweden	45-54	male	Bachelor/Master/equivalent	For
Malta		Belgium	45-54	male	Bachelor/Master/equivalent	For
Moldova	Ukraine	Ukraine	45-54	male	Doctoral degree	For
Netherlands		Belgium	25-34	female	Bachelor/Master/equivalent	For
Other		Belgium	75+	female	Bachelor/Master/equivalent	For
Other	Latvia	Germany	55-64	male	Bachelor/Master/equivalent	For
Other		Germany	35-44	male	Vocational training	For
Other	Latvia	Other	55-64	female	Not completed primary education	For
Other		Poland	16-24	male	Vocational training	For
Portugal		Estonia	35-44	male	Bachelor/Master/equivalent	For
Portugal		Estonia	35-44	male	Bachelor/Master/equivalent	For
Portugal		Netherlands	45-54	male	Bachelor/Master/equivalent	For
Sweden		Austria	55-64	female	Bachelor/Master/equivalent	For
Sweden		Belgium	65-74	male	Bachelor/Master/equivalent	For
Sweden		Belgium	55-64	female	Bachelor/Master/equivalent	For
Sweden		Belgium	75+	male	Bachelor/Master/equivalent	For
Sweden	Denmark	Belgium	35-44	non-bin	Bachelor/Master/equivalent	For

Citizensh1	Citizensh2	Residence	Age	Gender	Education	Vote
Sweden		France	65-74	male	Doctoral degree	For
Sweden	France	France	55-64	female	Bachelor/Master/equivalent	For
Sweden	France	France	75+	female	Bachelor/Master/equivalent	For
Sweden		France	55-64	female	Bachelor/Master/equivalent	For
Sweden		France	65-74	female	Bachelor/Master/equivalent	For
Sweden	France	France	55-64	female	Bachelor/Master/equivalent	For
Sweden		Germany	35-44	male	Doctoral degree	For
Sweden		Germany	35-44	female	Bachelor/Master/equivalent	For
Sweden		Germany	65-74	female	Vocational training	For
Sweden		Germany	75+	male	Bachelor/Master/equivalent	For
Sweden		Germany	75+	male	Vocational training	For
Sweden		Germany	75+	female	Bachelor/Master/equivalent	For
Sweden		Greece	75+	male	Doctoral degree	For
Sweden		Greece	75+	female	Completed primary education	For
Sweden		Italy	55-64	female	Bachelor/Master/equivalent	For
Sweden		Italy	35-44	female	Bachelor/Master/equivalent	For
Sweden	Italy	Italy	45-54	female	Not completed primary education	For
Sweden	Latvia	Latvia	65-74	male	No answer	For
Sweden		Netherlands	45-54	male	Bachelor/Master/equivalent	For
Sweden		Netherlands	75+	female	Bachelor/Master/equivalent	For
Sweden		Other	45-54	female	Bachelor/Master/equivalent	For
Sweden		Other	45-54	male	Bachelor/Master/equivalent	For
Sweden		Portugal	65-74	male	Bachelor/Master/equivalent	For
Sweden		Spain	75+	female	Bachelor/Master/equivalent	For
Sweden		Spain	45-54	female	Doctoral degree	For
Sweden		Spain	75+	female	Bachelor/Master/equivalent	For

Citizensh1	Citizensh2	Residence	Age	Gender	Education	Vote
Sweden		Spain	55-64	male	Bachelor/Master/equivalent	For
Sweden		Spain	16-24	male	Bachelor/Master/equivalent	For

2. Should mobile EU citizens be allowed to vote in national elections in their country of residence?

Citizenship1	Citizenship2	Residence	Age	Gender	Education	Vote
Belgium	Other	France	65-74	male	Doctoral degree	Against
Germany	Latvia	Germany	65-74	male	Bachelor/Master/equivalent	Against
Latvia		Belgium	35-44	female	Bachelor/Master/equivalent	Against
Latvia		Belgium	16-24	male	Bachelor/Master/equivalent	Against
Latvia		Belgium	45-54	female	Bachelor/Master/equivalent	Against
Latvia		Belgium	16-24	male	Completed primary education	Against
Latvia		Belgium	16-24	female	Completed primary education	Against
Latvia		Belgium	16-24	male	Completed primary education	Against
Latvia		France	65-74	female	Doctoral degree	Against
Latvia	Germany	Germany	25-34	female	Bachelor/Master/equivalent	Against
Latvia		Germany	25-34	female	Doctoral degree	Against
Latvia		Germany	65-74	female	Vocational training	Against
Latvia	Germany	Germany	45-54	male	Completed primary education	Against
Latvia		Germany	35-44	male	Bachelor/Master/equivalent	Against
Latvia	Ireland	Ireland	35-44	female	Doctoral degree	Against
Latvia	Other	Latvia	75+	female	Not completed primary education	Against
Latvia	Other	Latvia	65-74	female	Bachelor/Master/equivalent	Against
Latvia	Other	Latvia	45-54	female	Bachelor/Master/equivalent	Against
Latvia		Luxembourg	35-44	female	Bachelor/Master/equivalent	Against
Latvia		Other	75+	male	Doctoral degree	Against

Citizenship1	Citizenship2	Residence	Age	Gender	Education	Vote
Latvia		Other	45-54	male	Bachelor/Master/equivalent	Against
Latvia	Other	Other	75+	male	Bachelor/Master/equivalent	Against
Latvia		Other	45-54	female	Bachelor/Master/equivalent	Against
Latvia	Latvia	Other	75+	male	Bachelor/Master/equivalent	Against
Latvia	Other	Other	16-24	male	Bachelor/Master/equivalent	Against
Latvia		Other	25-34	female	Bachelor/Master/equivalent	Against
Latvia		Other	35-44	male	Bachelor/Master/equivalent	Against
Latvia		Other	35-44	male	No answer	Against
Latvia	Other	Other	65-74	male	Bachelor/Master/equivalent	Against
Latvia	Other	Other	65-74	female	Doctoral degree	Against
Latvia		Spain	35-44	male	Bachelor/Master/equivalent	Against
Latvia		Spain	45-54	female	Bachelor/Master/equivalent	Against
Latvia		Sweden	55-64	male	Bachelor/Master/equivalent	Against
Moldova	Ukraine	Ukraine	45-54	male	Doctoral degree	Against
Other	Latvia	Germany	55-64	male	Bachelor/Master/equivalent	Against
Poland	Latvia	Poland	25-34	female	Bachelor/Master/equivalent	Against
Slovenia		Germany	35-44	male	Doctoral degree	Against
Sweden		Belgium	65-74	male	Bachelor/Master/equivalent	Against
Sweden		Belgium	55-64	female	Bachelor/Master/equivalent	Against
Sweden		Belgium	75+	male	Bachelor/Master/equivalent	Against
Sweden		France	55-64	female	Bachelor/Master/equivalent	Against
Sweden		Germany	55-64	male	Bachelor/Master/equivalent	Against
Sweden		Greece	75+	male	Doctoral degree	Against
Sweden		Other	45-54	female	Bachelor/Master/equivalent	Against
Sweden		Other	45-54	male	Bachelor/Master/equivalent	Against
Sweden		Spain	55-64	male	Bachelor/Master/equivalent	Against

Citizenship1	Citizenship2	Residence	Age	Gender	Education	Vote
Austria	Netherlands	Austria	35-44	female	Doctoral degree	For
Austria		Germany	65-74	male	Bachelor/Master/equivalent	For
Austria	Latvia	Germany	75+	male	Not completed primary education	For
Belgium		Austria	55-64	male	Bachelor/Master/equivalent	For
Belgium	Latvia	Belgium	16-24	male	Bachelor/Master/equivalent	For
Belgium		Croatia	55-64	male	Bachelor/Master/equivalent	For
Belgium		Germany	35-44	male	Doctoral degree	For
Belgium	Belgium	Latvia	25-34	male	Not completed primary education	For
Belgium	Belgium	Latvia	25-34	male	Not completed primary education	For
Belgium		Netherlands	25-34	non-bin	Bachelor/Master/equivalent	For
Belgium		Poland	25-34	male	Bachelor/Master/equivalent	For
Belgium	Italy	Portugal	35-44	male	Bachelor/Master/equivalent	For
Belgium		Portugal	55-64	male	Bachelor/Master/equivalent	For
Belgium		Spain	55-64	male	Completed primary education	For
Belgium		Sweden	35-44	female	Bachelor/Master/equivalent	For
Denmark	Poland	Belgium	35-44	male	Bachelor/Master/equivalent	For
Denmark		France	75+	male	Bachelor/Master/equivalent	For
France		Czechia	25-34	female	Bachelor/Master/equivalent	For
Germany	Other	Belgium	45-54	female	Bachelor/Master/equivalent	For
Germany	Romania	Germany	45-54	male	Completed primary education	For
Hungary		Belgium	35-44	male	Bachelor/Master/equivalent	For
Ireland		Belgium	45-54	male	Bachelor/Master/equivalent	For
Ireland	Latvia	Ireland	45-54	female	Bachelor/Master/equivalent	For
Italy		Belgium	35-44	male	Vocational training	For
Italy	Lithuania	Lithuania	35-44	female	Doctoral degree	For
Latvia		Belgium	45-54	male	Bachelor/Master/equivalent	For

Citizenship1	Citizenship2	Residence	Age	Gender	Education	Vote
Latvia		Belgium	35-44	female	Bachelor/Master/equivalent	For
Latvia		Belgium	35-44	female	Bachelor/Master/equivalent	For
Latvia		Belgium	16-24	male	Not completed primary education	For
Latvia		Belgium	16-24	non-bin	Not completed primary education	For
Latvia		Belgium	16-24	male	Not completed primary education	For
Latvia	Other	Belgium	16-24	male	Not completed primary education	For
Latvia		Belgium	16-24	male	Completed primary education	For
Latvia		Belgium	16-24	male	Not completed primary education	For
Latvia	Belgium	Belgium	25-34	male	Not completed primary education	For
Latvia	Belgium	Belgium	45-54	female	Not completed primary education	For
Latvia		Belgium	45-54	female	Not completed primary education	For
Latvia	Belgium	Belgium	25-34	female	Not completed primary education	For
Latvia		Belgium	25-34	female	Bachelor/Master/equivalent	For
Latvia		Belgium	25-34	female	Bachelor/Master/equivalent	For
Latvia	Belgium	Belgium	55-64	male	Bachelor/Master/equivalent	For
Latvia		Belgium	45-54	female	Bachelor/Master/equivalent	For
Latvia		Croatia	45-54	male	Bachelor/Master/equivalent	For
Latvia		Denmark	55-64	female	Bachelor/Master/equivalent	For
Latvia	Denmark	Denmark	35-44	female	Bachelor/Master/equivalent	For
Latvia		Denmark	45-54	female	Bachelor/Master/equivalent	For
Latvia		Finland	35-44	female	Bachelor/Master/equivalent	For
Latvia		France	25-34	female	Bachelor/Master/equivalent	For
Latvia		France	16-24	male	Bachelor/Master/equivalent	For
Latvia		France	25-34	female	Doctoral degree	For
Latvia		France	45-54	female	Completed primary education	For
Latvia	Other	France	55-64	female	Bachelor/Master/equivalent	For

Citizenship1	Citizenship2	Residence	Age	Gender	Education	Vote
Latvia		France	35-44	male	Completed primary education	For
Latvia		France	45-54	female	Not completed primary education	For
Latvia		France	45-54	female	Vocational training	For
Latvia		France	35-44	female	Bachelor/Master/equivalent	For
Latvia	Germany	Germany	35-44	female	Bachelor/Master/equivalent	For
Latvia		Germany	35-44	male	No answer	For
Latvia		Germany	45-54	female	Bachelor/Master/equivalent	For
Latvia		Germany	65-74	male	Bachelor/Master/equivalent	For
Latvia	Germany	Germany	16-24	male	Completed primary education	For
Latvia		Germany	16-24	female	Vocational training	For
Latvia		Germany	55-64	male	Not completed primary education	For
Latvia	Germany	Germany	35-44	female	No answer	For
Latvia		Germany	35-44	female	Vocational training	For
Latvia		Germany	45-54	male	No answer	For
Latvia		Germany	16-24	male	Bachelor/Master/equivalent	For
Latvia	Latvia	Germany	25-34	male	Not completed primary education	For
Latvia		Germany	35-44	male	Bachelor/Master/equivalent	For
Latvia	Latvia	Germany	45-54	female	Not completed primary education	For
Latvia	Latvia	Germany	25-34	male	Not completed primary education	For
Latvia	Latvia	Germany	25-34	male	Not completed primary education	For
Latvia		Germany	35-44	female	Bachelor/Master/equivalent	For
Latvia		Germany	35-44	female	Bachelor/Master/equivalent	For
Latvia		Germany	55-64	female	Bachelor/Master/equivalent	For
Latvia		Germany	25-34	female	Bachelor/Master/equivalent	For
Latvia	Germany	Germany	25-34	male	Not completed primary education	For
Latvia		Germany	55-64	female	Bachelor/Master/equivalent	For



Citizenship1	Citizenship2	Residence	Age	Gender	Education	Vote
Latvia		Germany	45-54	female	Bachelor/Master/equivalent	For
Latvia	Germany	Germany	16-24	male	Not completed primary education	For
Latvia		Germany	35-44	female	Not completed primary education	For
Latvia		Germany	35-44	male	Not completed primary education	For
Latvia		Germany	16-24	female	Bachelor/Master/equivalent	For
Latvia		Germany	16-24	female	Completed primary education	For
Latvia		Germany	45-54	female	No answer	For
Latvia	Germany	Germany	16-24	male	Completed primary education	For
Latvia		Germany	55-64	female	Bachelor/Master/equivalent	For
Latvia	Germany	Germany	16-24	male	Vocational training	For
Latvia	Germany	Germany	16-24	female	Bachelor/Master/equivalent	For
Latvia		Germany	75+	male	Vocational training	For
Latvia		Ireland	35-44	female	No answer	For
Latvia		Ireland	35-44	female	Bachelor/Master/equivalent	For
Latvia		Ireland	35-44	female	Vocational training	For
Latvia		Ireland	45-54	female	Vocational training	For
Latvia		Ireland	45-54	male	Bachelor/Master/equivalent	For
Latvia	Ireland	Ireland	35-44	male	Bachelor/Master/equivalent	For
Latvia		Italy	35-44	male	Vocational training	For
Latvia		Italy	45-54	female	Bachelor/Master/equivalent	For
Latvia		Italy	45-54	male	Bachelor/Master/equivalent	For
Latvia	Cyprus	Latvia	25-34	male	Vocational training	For
Latvia	Other	Latvia	75+	male	Doctoral degree	For
Latvia	Other	Latvia	75+	female	Bachelor/Master/equivalent	For
Latvia		Luxembourg	45-54	female	Bachelor/Master/equivalent	For
Latvia		Luxembourg	35-44	female	Bachelor/Master/equivalent	For

Citizenship1	Citizenship2	Residence	Age	Gender	Education	Vote
Latvia		Luxembourg	45-54	female	Doctoral degree	For
Latvia		Netherlands	35-44	male	No answer	For
Latvia		Netherlands	45-54	female	Bachelor/Master/equivalent	For
Latvia	Netherlands	Netherlands	25-34	male	Bachelor/Master/equivalent	For
Latvia	Netherlands	Netherlands	35-44	female	Completed primary education	For
Latvia	Other	Other	35-44	female	Bachelor/Master/equivalent	For
Latvia	Other	Other	65-74	male	Bachelor/Master/equivalent	For
Latvia		Other	35-44	female	Completed primary education	For
Latvia		Other	45-54	female	Bachelor/Master/equivalent	For
Latvia	Other	Other	65-74	female	Bachelor/Master/equivalent	For
Latvia	Other	Other	65-74	female	Bachelor/Master/equivalent	For
Latvia	Other	Other	45-54	female	Bachelor/Master/equivalent	For
Latvia	Other	Other	65-74	female	Bachelor/Master/equivalent	For
Latvia		Other	25-34	female	Completed primary education	For
Latvia	Latvia	Other	35-44	female	Vocational training	For
Latvia	Other	Other	55-64	female	Bachelor/Master/equivalent	For
Latvia		Other	35-44	female	Bachelor/Master/equivalent	For
Latvia		Other	35-44	female	Bachelor/Master/equivalent	For
Latvia		Other	55-64	male	Bachelor/Master/equivalent	For
Latvia	Other	Other	35-44	female	Bachelor/Master/equivalent	For
Latvia	Other	Other	65-74	female	Bachelor/Master/equivalent	For
Latvia	Other	Other	55-64	male	Bachelor/Master/equivalent	For
Latvia	Other	Other	65-74	female	Bachelor/Master/equivalent	For
Latvia		Other	25-34	female	Bachelor/Master/equivalent	For
Latvia		Other	35-44	female	Bachelor/Master/equivalent	For
Latvia		Other	35-44	male	Bachelor/Master/equivalent	For



Citizenship1	Citizenship2	Residence	Age	Gender	Education	Vote
Latvia		Portugal	25-34	female	Bachelor/Master/equivalent	For
Latvia	Latvia	Sweden	65-74	female	Doctoral degree	For
Latvia		Sweden	35-44	female	Bachelor/Master/equivalent	For
Latvia	Sweden	Sweden	16-24	female	Not completed primary education	For
Latvia	Sweden	Sweden	35-44	female	Bachelor/Master/equivalent	For
Latvia		Sweden	25-34	female	Bachelor/Master/equivalent	For
Latvia		Sweden	45-54	male	Bachelor/Master/equivalent	For
Malta		Belgium	45-54	male	Bachelor/Master/equivalent	For
Netherlands		Belgium	25-34	Female	Bachelor/Master/equivalent	For
Other		Belgium	75+	female	Bachelor/Master/equivalent	For
Other		Germany	35-44	male	Vocational training	For
Other	Latvia	Other	55-64	female	Not completed primary education	For
Other		Poland	16-24	male	Vocational training	For
Portugal		Estonia	35-44	male	Bachelor/Master/equivalent	For
Portugal		Estonia	35-44	male	Bachelor/Master/equivalent	For
Portugal		Netherlands	45-54	male	Bachelor/Master/equivalent	For
Slovenia	Belgium	Belgium	35-44	male	Doctoral degree	For
Sweden		Austria	55-64	female	Bachelor/Master/equivalent	For
Sweden	Denmark	Belgium	35-44	non-bin	Bachelor/Master/equivalent	For
Sweden	Denmark	Denmark	45-54	male	Bachelor/Master/equivalent	For
Sweden		France	65-74	male	Doctoral degree	For
Sweden	France	France	55-64	female	Bachelor/Master/equivalent	For
Sweden	France	France	75+	female	Bachelor/Master/equivalent	For
Sweden	France	France	45-54	female	Bachelor/Master/equivalent	For
Sweden		France	65-74	female	Bachelor/Master/equivalent	For
Sweden	France	France	55-64	female	Bachelor/Master/equivalent	For

Citizenship1	Citizenship2	Residence	Age	Gender	Education	Vote
Sweden		Germany	35-44	male	Doctoral degree	For
Sweden		Germany	35-44	female	Bachelor/Master/equivalent	For
Sweden		Germany	65-74	female	Vocational training	For
Sweden		Germany	75+	male	Bachelor/Master/equivalent	For
Sweden		Germany	75+	male	Vocational training	For
Sweden		Germany	75+	female	Bachelor/Master/equivalent	For
Sweden		Greece	75+	female	Completed primary education	For
Sweden		Italy	55-64	female	Bachelor/Master/equivalent	For
Sweden		Italy	45-54	female	Bachelor/Master/equivalent	For
Sweden		Italy	35-44	female	Bachelor/Master/equivalent	For
Sweden	Italy	Italy	45-54	female	Not completed primary education	For
Sweden	Latvia	Latvia	65-74	male	No answer	For
Sweden		Netherlands	45-54	male	Bachelor/Master/equivalent	For
Sweden		Netherlands	75+	female	Bachelor/Master/equivalent	For
Sweden	Finland	Netherlands	55-64	female	Bachelor/Master/equivalent	For
Sweden		Portugal	65-74	male	Bachelor/Master/equivalent	For
Sweden		Spain	75+	female	Bachelor/Master/equivalent	For
Sweden		Spain	45-54	female	Doctoral degree	For
Sweden		Spain	75+	female	Bachelor/Master/equivalent	For
Sweden		Spain	16-24	male	Bachelor/Master/equivalent	For

3. Should the voting age for European Parliament elections be lowered to 16 throughout the EU?

Citizenship1	Citizenship2	Residence	Age	Gender	Education	Vote
Austria		Germany	65-74	male	Bachelor/Master/equivalent	Against



Citizenship1	Citizenship2	Residence	Age	Gender	Education	Vote
Belgium		Croatia	55-64	male	Bachelor/Master/equivalent	Against
Belgium		Germany	35-44	male	Doctoral degree	Against
Belgium	Belgium	Latvia	25-34	male	Not completed primary education	Against
Belgium	Belgium	Latvia	25-34	male	Not completed primary education	Against
Belgium		Poland	25-34	male	Bachelor/Master/equivalent	Against
Belgium	Italy	Portugal	35-44	male	Bachelor/Master/equivalent	Against
Belgium		Portugal	55-64	male	Bachelor/Master/equivalent	Against
Belgium		Spain	55-64	male	Completed primary education	Against
Belgium		Sweden	35-44	female	Bachelor/Master/equivalent	Against
Denmark		France	75+	male	Bachelor/Master/equivalent	Against
France		Czechia	25-34	female	Bachelor/Master/equivalent	Against
Germany	Latvia	Germany	65-74	male	Bachelor/Master/equivalent	Against
Ireland		Belgium	45-54	male	Bachelor/Master/equivalent	Against
Ireland	Latvia	Ireland	45-54	female	Bachelor/Master/equivalent	Against
Latvia		Belgium	35-44	female	Bachelor/Master/equivalent	Against
Latvia		Belgium	45-54	male	Bachelor/Master/equivalent	Against
Latvia		Belgium	16-24	male	Bachelor/Master/equivalent	Against
Latvia		Belgium	35-44	female	Bachelor/Master/equivalent	Against
Latvia		Belgium	35-44	female	Bachelor/Master/equivalent	Against
Latvia		Belgium	16-24	male	Completed primary education	Against
Latvia		Belgium	16-24	female	Completed primary education	Against
Latvia		Belgium	16-24	non-bin	Not completed primary education	Against
Latvia	Hungary	Belgium	16-24	male	Completed primary education	Against
Latvia		Belgium	16-24	male	Not completed primary education	Against
Latvia		Belgium	16-24	female	Not completed primary education	Against
Latvia		Belgium	16-24	male	Completed primary education	Against

Citizenship1	Citizenship2	Residence	Age	Gender	Education	Vote
Latvia		Croatia	45-54	male	Bachelor/Master/equivalent	Against
Latvia		Denmark	55-64	female	Bachelor/Master/equivalent	Against
Latvia	Denmark	Denmark	35-44	female	Bachelor/Master/equivalent	Against
Latvia	Latvia	Denmark	45-54	female	Bachelor/Master/equivalent	Against
Latvia		Denmark	45-54	female	Bachelor/Master/equivalent	Against
Latvia		Finland	35-44	female	Bachelor/Master/equivalent	Against
Latvia		France	16-24	male	Bachelor/Master/equivalent	Against
Latvia		France	45-54	female	Completed primary education	Against
Latvia	France	France	35-44	female	Bachelor/Master/equivalent	Against
Latvia	Other	France	55-64	female	Bachelor/Master/equivalent	Against
Latvia		France	65-74	female	Doctoral degree	Against
Latvia		France	45-54	female	Vocational training	Against
Latvia	Germany	Germany	25-34	female	Bachelor/Master/equivalent	Against
Latvia	Germany	Germany	35-44	female	Bachelor/Master/equivalent	Against
Latvia		Germany	45-54	female	Not completed primary education	Against
Latvia		Germany	45-54	female	Bachelor/Master/equivalent	Against
Latvia		Germany	16-24	male	Doctoral degree	Against
Latvia		Germany	65-74	male	Bachelor/Master/equivalent	Against
Latvia		Germany	25-34	female	Doctoral degree	Against
Latvia	Germany	Germany	35-44	female	No answer	Against
Latvia		Germany	35-44	female	Vocational training	Against
Latvia		Germany	45-54	male	No answer	Against
Latvia		Germany	65-74	female	Vocational training	Against
Latvia	Latvia	Germany	25-34	male	Not completed primary education	Against
Latvia	Latvia	Germany	25-34	male	Not completed primary education	Against
Latvia	Germany	Germany	45-54	male	Completed primary education	Against

Citizenship1	Citizenship2	Residence	Age	Gender	Education	Vote
Latvia		Germany	35-44	female	Bachelor/Master/equivalent	Against
Latvia		Germany	35-44	female	Bachelor/Master/equivalent	Against
Latvia		Germany	35-44	male	Bachelor/Master/equivalent	Against
Latvia		Germany	25-34	female	Bachelor/Master/equivalent	Against
Latvia		Germany	55-64	female	Bachelor/Master/equivalent	Against
Latvia		Germany	35-44	male	Not completed primary education	Against
Latvia		Germany	16-24	female	Bachelor/Master/equivalent	Against
Latvia		Germany	16-24	female	Completed primary education	Against
Latvia	Ireland	Ireland	35-44	female	Doctoral degree	Against
Latvia		Ireland	45-54	male	Bachelor/Master/equivalent	Against
Latvia	Ireland	Ireland	35-44	male	Bachelor/Master/equivalent	Against
Latvia		Italy	35-44	male	Vocational training	Against
Latvia		Italy	35-44	female	Bachelor/Master/equivalent	Against
Latvia		Italy	45-54	male	Bachelor/Master/equivalent	Against
Latvia	Other	Latvia	75+	female	Not completed primary education	Against
Latvia	Other	Latvia	75+	male	Doctoral degree	Against
Latvia	Other	Latvia	75+	female	Bachelor/Master/equivalent	Against
Latvia	Other	Latvia	65-74	female	Bachelor/Master/equivalent	Against
Latvia	Other	Latvia	45-54	female	Bachelor/Master/equivalent	Against
Latvia		Luxembourg	45-54	female	Bachelor/Master/equivalent	Against
Latvia		Luxembourg	35-44	female	Bachelor/Master/equivalent	Against
Latvia		Luxembourg	45-54	female	Doctoral degree	Against
Latvia		Netherlands	35-44	male	No answer	Against
Latvia	Other	Other	35-44	female	Bachelor/Master/equivalent	Against
Latvia		Other	75+	male	Doctoral degree	Against
Latvia	Other	Other	65-74	male	Bachelor/Master/equivalent	Against

Citizenship1	Citizenship2	Residence	Age	Gender	Education	Vote
Latvia	Other	Other	75+	male	Bachelor/Master/equivalent	Against
Latvia		Other	45-54	female	Bachelor/Master/equivalent	Against
Latvia	Other	Other	65-74	female	Bachelor/Master/equivalent	Against
Latvia	Other	Other	65-74	female	Bachelor/Master/equivalent	Against
Latvia	Other	Other	45-54	female	Bachelor/Master/equivalent	Against
Latvia	Other	Other	75+	female	Bachelor/Master/equivalent	Against
Latvia		Other	45-54	female	Bachelor/Master/equivalent	Against
Latvia	Latvia	Other	75+	male	Bachelor/Master/equivalent	Against
Latvia	Other	Other	16-24	male	Bachelor/Master/equivalent	Against
Latvia	Other	Other	65-74	female	Bachelor/Master/equivalent	Against
Latvia		Other	25-34	female	Completed primary education	Against
Latvia	Other	Other	55-64	female	Bachelor/Master/equivalent	Against
Latvia		Other	35-44	female	Bachelor/Master/equivalent	Against
Latvia		Other	55-64	male	Bachelor/Master/equivalent	Against
Latvia		Other	25-34	female	Bachelor/Master/equivalent	Against
Latvia		Other	35-44	male	Bachelor/Master/equivalent	Against
Latvia	Other	Other	65-74	female	Bachelor/Master/equivalent	Against
Latvia		Other	35-44	male	No answer	Against
Latvia	Other	Other	55-64	male	Bachelor/Master/equivalent	Against
Latvia	Other	Other	65-74	male	Bachelor/Master/equivalent	Against
Latvia	Other	Other	65-74	female	Bachelor/Master/equivalent	Against
Latvia	Other	Other	65-74	female	Doctoral degree	Against
Latvia		Other	25-34	female	Bachelor/Master/equivalent	Against
Latvia		Other	35-44	female	Bachelor/Master/equivalent	Against
Latvia		Spain	35-44	male	Bachelor/Master/equivalent	Against
Latvia		Spain	45-54	female	Bachelor/Master/equivalent	Against



Citizenship1	Citizenship2	Residence	Age	Gender	Education	Vote
Latvia	Latvia	Sweden	65-74	female	Doctoral degree	Against
Latvia		Sweden	35-44	female	Bachelor/Master/equivalent	Against
Latvia		Sweden	45-54	female	Bachelor/Master/equivalent	Against
Latvia		Sweden	55-64	male	Bachelor/Master/equivalent	Against
Moldova	Ukraine	Ukraine	45-54	male	Doctoral degree	Against
Netherlands		Belgium	25-34	female	Bachelor/Master/equivalent	Against
Netherlands	Latvia	Netherlands	35-44	female	Bachelor/Master/equivalent	Against
Other		Belgium	75+	female	Bachelor/Master/equivalent	Against
Other	Latvia	Germany	55-64	male	Bachelor/Master/equivalent	Against
Other		Germany	35-44	male	Vocational training	Against
Slovenia	Belgium	Belgium	35-44	male	Doctoral degree	Against
Slovenia		Germany	35-44	male	Doctoral degree	Against
Sweden		Austria	55-64	female	Bachelor/Master/equivalent	Against
Sweden		Belgium	65-74	male	Bachelor/Master/equivalent	Against
Sweden		Belgium	55-64	female	Bachelor/Master/equivalent	Against
Sweden		Belgium	75+	male	Bachelor/Master/equivalent	Against
Sweden	Denmark	Denmark	45-54	male	Bachelor/Master/equivalent	Against
Sweden		France	65-74	male	Doctoral degree	Against
Sweden	France	France	55-64	female	Bachelor/Master/equivalent	Against
Sweden	France	France	75+	female	Bachelor/Master/equivalent	Against
Sweden		France	55-64	female	Bachelor/Master/equivalent	Against
Sweden	France	France	45-54	female	Bachelor/Master/equivalent	Against
Sweden		France	65-74	female	Bachelor/Master/equivalent	Against
Sweden	France	France	55-64	female	Bachelor/Master/equivalent	Against
Sweden		Germany	35-44	male	Doctoral degree	Against
Sweden		Germany	65-74	female	Vocational training	Against

Citizenship1	Citizenship2	Residence	Age	Gender	Education	Vote
Sweden		Germany	75+	male	Bachelor/Master/equivalent	Against
Sweden		Germany	75+	female	Bachelor/Master/equivalent	Against
Sweden		Germany	55-64	male	Bachelor/Master/equivalent	Against
Sweden		Greece	75+	male	Doctoral degree	Against
Sweden		Greece	75+	female	Completed primary education	Against
Sweden		Italy	55-64	female	Bachelor/Master/equivalent	Against
Sweden		Italy	35-44	female	Bachelor/Master/equivalent	Against
Sweden	Italy	Italy	45-54	female	Not completed primary education	Against
Sweden	Latvia	Latvia	65-74	male	No answer	Against
Sweden		Other	45-54	female	Bachelor/Master/equivalent	Against
Sweden		Other	45-54	male	Bachelor/Master/equivalent	Against
Sweden		Portugal	65-74	male	Bachelor/Master/equivalent	Against
Sweden		Portugal	65-74	female	Bachelor/Master/equivalent	Against
Sweden		Spain	75+	female	Bachelor/Master/equivalent	Against
Sweden		Spain	45-54	female	Doctoral degree	Against
Sweden		Spain	75+	female	Bachelor/Master/equivalent	Against
Sweden		Spain	55-64	male	Bachelor/Master/equivalent	Against
Sweden		Spain	16-24	male	Bachelor/Master/equivalent	Against
Austria	Netherlands	Austria	35-44	female	Doctoral degree	For
Austria	Latvia	Germany	75+	male	Not completed primary education	For
Belgium		Austria	55-64	male	Bachelor/Master/equivalent	For
Belgium	Latvia	Belgium	16-24	male	Bachelor/Master/equivalent	For
Belgium	Other	France	65-74	male	Doctoral degree	For
Belgium		Netherlands	25-34	non-bin	Bachelor/Master/equivalent	For
Denmark	Poland	Belgium	35-44	male	Bachelor/Master/equivalent	For
Germany	Other	Belgium	45-54	female	Bachelor/Master/equivalent	For

Citizenship1	Citizenship2	Residence	Age	Gender	Education	Vote
Germany	Romania	Germany	45-54	male	Completed primary education	For
Italy		Belgium	35-44	male	Vocational training	For
Italy	Lithuania	Lithuania	35-44	female	Doctoral degree	For
Latvia		Belgium	35-44	female	Bachelor/Master/equivalent	For
Latvia		Belgium	16-24	male	Not completed primary education	For
Latvia	Other	Belgium	16-24	male	Not completed primary education	For
Latvia		Belgium	16-24	male	Completed primary education	For
Latvia		Belgium	16-24	male	Not completed primary education	For
Latvia	Belgium	Belgium	25-34	male	Not completed primary education	For
Latvia	Belgium	Belgium	45-54	female	Not completed primary education	For
Latvia		Belgium	45-54	female	Not completed primary education	For
Latvia	Belgium	Belgium	25-34	female	Not completed primary education	For
Latvia		Belgium	25-34	female	Bachelor/Master/equivalent	For
Latvia		Belgium	25-34	female	Bachelor/Master/equivalent	For
Latvia	Belgium	Belgium	55-64	male	Bachelor/Master/equivalent	For
Latvia		Belgium	45-54	female	Bachelor/Master/equivalent	For
Latvia		France	25-34	female	Bachelor/Master/equivalent	For
Latvia		France	25-34	female	Doctoral degree	For
Latvia		France	35-44	female	Bachelor/Master/equivalent	For
Latvia		Germany	35-44	male	No answer	For
Latvia	Germany	Germany	16-24	male	Completed primary education	For
Latvia		Germany	16-24	female	Vocational training	For
Latvia		Germany	55-64	male	Not completed primary education	For
Latvia	Latvia	Germany	25-34	male	Not completed primary education	For
Latvia		Germany	35-44	male	Bachelor/Master/equivalent	For
Latvia	Latvia	Germany	45-54	female	Not completed primary education	For

Citizenship1	Citizenship2	Residence	Age	Gender	Education	Vote
Latvia	Germany	Germany	25-34	male	Not completed primary education	For
Latvia	Germany	Germany	16-24	male	Not completed primary education	For
Latvia		Germany	35-44	female	Not completed primary education	For
Latvia		Germany	45-54	female	No answer	For
Latvia	Germany	Germany	16-24	male	Completed primary education	For
Latvia		Germany	55-64	female	Bachelor/Master/equivalent	For
Latvia	Germany	Germany	16-24	male	Vocational training	For
Latvia	Germany	Germany	16-24	female	Bachelor/Master/equivalent	For
Latvia		Germany	75+	male	Vocational training	For
Latvia		Ireland	35-44	female	Bachelor/Master/equivalent	For
Latvia		Ireland	35-44	female	Vocational training	For
Latvia	Cyprus	Latvia	25-34	male	Vocational training	For
Latvia	Other	Latvia	55-64	female	Doctoral degree	For
Latvia		Luxembourg	35-44	female	Bachelor/Master/equivalent	For
Latvia		Netherlands	45-54	female	Bachelor/Master/equivalent	For
Latvia		Netherlands	45-54	female	Bachelor/Master/equivalent	For
Latvia	Netherlands	Netherlands	25-34	male	Bachelor/Master/equivalent	For
Latvia	Netherlands	Netherlands	35-44	female	Completed primary education	For
Latvia		Other	35-44	female	Completed primary education	For
Latvia		Other	35-44	female	Bachelor/Master/equivalent	For
Latvia		Other	45-54	male	Bachelor/Master/equivalent	For
Latvia	Latvia	Other	35-44	female	Vocational training	For
Latvia		Other	35-44	female	Bachelor/Master/equivalent	For
Latvia	Other	Other	35-44	female	Bachelor/Master/equivalent	For
Latvia		Other	35-44	male	Bachelor/Master/equivalent	For
Latvia		Portugal	25-34	female	Bachelor/Master/equivalent	For

Citizenship1	Citizenship2	Residence	Age	Gender	Education	Vote
Latvia		Spain	16-24	male	Bachelor/Master/equivalent	For
Latvia	Sweden	Sweden	16-24	female	Not completed primary education	For
Latvia	Sweden	Sweden	35-44	female	Bachelor/Master/equivalent	For
Latvia		Sweden	25-34	female	Bachelor/Master/equivalent	For
Latvia		Sweden	45-54	male	Bachelor/Master/equivalent	For
Malta		Belgium	45-54	male	Bachelor/Master/equivalent	For
Other	Latvia	Other	55-64	female	Not completed primary education	For
Other		Poland	16-24	male	Vocational training	For
Poland	Latvia	Poland	25-34	female	Bachelor/Master/equivalent	For
Portugal		Estonia	35-44	male	Bachelor/Master/equivalent	For
Portugal		Estonia	35-44	male	Bachelor/Master/equivalent	For
Portugal		Netherlands	45-54	male	Bachelor/Master/equivalent	For
Sweden	Denmark	Belgium	35-44	non-bin	Bachelor/Master/equivalent	For
Sweden		Germany	75+	male	Vocational training	For
Sweden		Italy	45-54	female	Bachelor/Master/equivalent	For
Sweden		Netherlands	75+	female	Bachelor/Master/equivalent	For
Sweden	Finland	Netherlands	55-64	female	Bachelor/Master/equivalent	For

4. Should it be easier for mobile EU citizens to get citizenship of their country of residence in the EU?

Citizenship1	Citizenship2	Residence	Age	Gender	Education	Vote
Belgium		Austria	55-64	male	Bachelor/Master/equivalent	Against
Belgium	Italy	Portugal	35-44	male	Bachelor/Master/equivalent	Against
Germany	Other	Belgium	45-54	female	Bachelor/Master/equivalent	Against
Latvia		Belgium	35-44	female	Bachelor/Master/equivalent	Against



Citizenship1	Citizenship2	Residence	Age	Gender	Education	Vote
Latvia		Belgium	35-44	female	Bachelor/Master/equivalent	Against
Latvia		Belgium	35-44	female	Bachelor/Master/equivalent	Against
Latvia		Belgium	16-24	male	Not completed primary education	Against
Latvia		Finland	35-44	female	Bachelor/Master/equivalent	Against
Latvia		France	16-24	male	Bachelor/Master/equivalent	Against
Latvia		France	45-54	female	Completed primary education	Against
Latvia	Germany	Germany	25-34	female	Bachelor/Master/equivalent	Against
Latvia		Germany	45-54	female	Bachelor/Master/equivalent	Against
Latvia		Germany	35-44	female	Bachelor/Master/equivalent	Against
Latvia		Italy	45-54	male	Bachelor/Master/equivalent	Against
Latvia	Other	Latvia	75+	female	Not completed primary education	Against
Latvia	Other	Latvia	65-74	female	Bachelor/Master/equivalent	Against
Latvia	Other	Other	75+	male	Bachelor/Master/equivalent	Against
Latvia		Other	45-54	female	Bachelor/Master/equivalent	Against
Latvia	Latvia	Other	75+	male	Bachelor/Master/equivalent	Against
Latvia	Other	Other	16-24	male	Bachelor/Master/equivalent	Against
Latvia		Other	25-34	female	Bachelor/Master/equivalent	Against
Latvia	Other	Other	35-44	female	Bachelor/Master/equivalent	Against
Latvia		Other	35-44	female	Bachelor/Master/equivalent	Against
Latvia	Latvia	Sweden	65-74	female	Doctoral degree	Against
Latvia	Sweden	Sweden	65-74	male	Bachelor/Master/equivalent	Against
Netherlands		Belgium	25-34	female	Bachelor/Master/equivalent	Against
Other	Latvia	Germany	55-64	male	Bachelor/Master/equivalent	Against
Slovenia		Germany	35-44	male	Doctoral degree	Against
Sweden		France	55-64	female	Bachelor/Master/equivalent	Against
Sweden	France	France	55-64	female	Bachelor/Master/equivalent	Against

Citizenship1	Citizenship2	Residence	Age	Gender	Education	Vote
Sweden		Germany	55-64	male	Bachelor/Master/equivalent	Against
Sweden	Latvia	Latvia	65-74	male	No answer	Against
Sweden		Other	45-54	female	Bachelor/Master/equivalent	Against
Sweden		Portugal	65-74	male	Bachelor/Master/equivalent	Against
Sweden		Spain	75+	female	Bachelor/Master/equivalent	Against
Austria	Netherlands	Austria	35-44	female	Doctoral degree	For
Austria		Germany	65-74	male	Bachelor/Master/equivalent	For
Austria	Latvia	Germany	75+	male	Not completed primary education	For
Belgium	Latvia	Belgium	16-24	male	Bachelor/Master/equivalent	For
Belgium		Croatia	55-64	male	Bachelor/Master/equivalent	For
Belgium	Other	France	65-74	male	Doctoral degree	For
Belgium		Germany	35-44	male	Doctoral degree	For
Belgium	Belgium	Latvia	25-34	male	Not completed primary education	For
Belgium	Belgium	Latvia	25-34	male	Not completed primary education	For
Belgium		Netherlands	25-34	non-bin	Bachelor/Master/equivalent	For
Belgium		Poland	25-34	male	Bachelor/Master/equivalent	For
Belgium		Poland	25-34	male	Bachelor/Master/equivalent	For
Belgium		Portugal	55-64	male	Bachelor/Master/equivalent	For
Belgium		Spain	55-64	male	Completed primary education	For
Denmark	Poland	Belgium	35-44	male	Bachelor/Master/equivalent	For
Denmark		France	75+	male	Bachelor/Master/equivalent	For
France		Czechia	25-34	female	Bachelor/Master/equivalent	For
France		Latvia	25-34	female	Bachelor/Master/equivalent	For
Germany	Latvia	Germany	65-74	male	Bachelor/Master/equivalent	For
Germany	Romania	Germany	45-54	male	Completed primary education	For
Ireland		Belgium	45-54	male	Bachelor/Master/equivalent	For

Citizenship1	Citizenship2	Residence	Age	Gender	Education	Vote
Ireland	Latvia	Ireland	45-54	female	Bachelor/Master/equivalent	For
Italy		Belgium	35-44	male	Vocational training	For
Italy	Lithuania	Lithuania	35-44	female	Doctoral degree	For
Latvia		Austria	45-54	female	Bachelor/Master/equivalent	For
Latvia		Belgium	45-54	male	Bachelor/Master/equivalent	For
Latvia		Belgium	16-24	male	Bachelor/Master/equivalent	For
Latvia		Belgium	35-44	female	Bachelor/Master/equivalent	For
Latvia		Belgium	16-24	male	Not completed primary education	For
Latvia		Belgium	16-24	non-bin	Not completed primary education	For
Latvia	Hungary	Belgium	16-24	male	Completed primary education	For
Latvia		Belgium	16-24	male	Not completed primary education	For
Latvia	Other	Belgium	16-24	male	Not completed primary education	For
Latvia		Belgium	16-24	male	Completed primary education	For
Latvia		Belgium	16-24	male	Completed primary education	For
Latvia	Belgium	Belgium	25-34	male	Not completed primary education	For
Latvia	Belgium	Belgium	45-54	female	Not completed primary education	For
Latvia		Belgium	45-54	female	Not completed primary education	For
Latvia	Belgium	Belgium	25-34	female	Not completed primary education	For
Latvia		Belgium	25-34	female	Bachelor/Master/equivalent	For
Latvia		Belgium	25-34	female	Bachelor/Master/equivalent	For
Latvia	Belgium	Belgium	55-64	male	Bachelor/Master/equivalent	For
Latvia		Belgium	45-54	female	Bachelor/Master/equivalent	For
Latvia		Croatia	45-54	male	Bachelor/Master/equivalent	For
Latvia		Denmark	55-64	female	Bachelor/Master/equivalent	For
Latvia		Denmark	45-54	female	Bachelor/Master/equivalent	For
Latvia		France	25-34	female	Bachelor/Master/equivalent	For

Citizenship1	Citizenship2	Residence	Age	Gender	Education	Vote
Latvia		France	25-34	female	Doctoral degree	For
Latvia	Other	France	55-64	female	Bachelor/Master/equivalent	For
Latvia		France	65-74	female	Doctoral degree	For
Latvia		France	35-44	male	Completed primary education	For
Latvia		France	45-54	female	Not completed primary education	For
Latvia		France	45-54	female	Vocational training	For
Latvia		France	35-44	female	Bachelor/Master/equivalent	For
Latvia	Germany	Germany	35-44	female	Bachelor/Master/equivalent	For
Latvia		Germany	35-44	male	No answer	For
Latvia		Germany	45-54	female	Not completed primary education	For
Latvia		Germany	16-24	male	Doctoral degree	For
Latvia		Germany	65-74	male	Bachelor/Master/equivalent	For
Latvia		Germany	25-34	female	Doctoral degree	For
Latvia	Germany	Germany	16-24	male	Completed primary education	For
Latvia		Germany	16-24	female	Vocational training	For
Latvia		Germany	55-64	male	Not completed primary education	For
Latvia	Germany	Germany	35-44	female	No answer	For
Latvia		Germany	35-44	female	Vocational training	For
Latvia		Germany	45-54	male	No answer	For
Latvia	Latvia	Germany	25-34	male	Not completed primary education	For
Latvia		Germany	65-74	female	Vocational training	For
Latvia		Germany	35-44	male	Bachelor/Master/equivalent	For
Latvia	Latvia	Germany	45-54	female	Not completed primary education	For
Latvia	Latvia	Germany	25-34	male	Not completed primary education	For
Latvia	Latvia	Germany	25-34	male	Not completed primary education	For
Latvia		Germany	65-74	male	Bachelor/Master/equivalent	For



Citizenship1	Citizenship2	Residence	Age	Gender	Education	Vote
Latvia	Germany	Germany	45-54	male	Completed primary education	For
Latvia		Germany	35-44	female	Bachelor/Master/equivalent	For
Latvia		Germany	55-64	female	Bachelor/Master/equivalent	For
Latvia		Germany	35-44	male	Bachelor/Master/equivalent	For
Latvia		Germany	25-34	female	Bachelor/Master/equivalent	For
Latvia	Germany	Germany	25-34	male	Not completed primary education	For
Latvia		Germany	55-64	female	Bachelor/Master/equivalent	For
Latvia	Germany	Germany	16-24	male	Not completed primary education	For
Latvia		Germany	35-44	female	Not completed primary education	For
Latvia		Germany	35-44	male	Not completed primary education	For
Latvia		Germany	16-24	female	Bachelor/Master/equivalent	For
Latvia		Germany	16-24	female	Completed primary education	For
Latvia		Germany	45-54	female	No answer	For
Latvia	Germany	Germany	16-24	male	Completed primary education	For
Latvia		Germany	55-64	female	Bachelor/Master/equivalent	For
Latvia	Germany	Germany	16-24	male	Vocational training	For
Latvia	Germany	Germany	16-24	female	Bachelor/Master/equivalent	For
Latvia		Germany	75+	male	Vocational training	For
Latvia		Ireland	35-44	female	No answer	For
Latvia		Ireland	35-44	female	Bachelor/Master/equivalent	For
Latvia		Ireland	35-44	female	Vocational training	For
Latvia	Ireland	Ireland	35-44	female	Doctoral degree	For
Latvia		Ireland	45-54	male	Bachelor/Master/equivalent	For
Latvia	Ireland	Ireland	35-44	male	Bachelor/Master/equivalent	For
Latvia		Italy	35-44	male	Vocational training	For
Latvia	Cyprus	Latvia	25-34	male	Vocational training	For

Citizenship1	Citizenship2	Residence	Age	Gender	Education	Vote
Latvia	Other	Latvia	75+	male	Doctoral degree	For
Latvia	Other	Latvia	75+	female	Bachelor/Master/equivalent	For
Latvia		Luxembourg	35-44	female	Bachelor/Master/equivalent	For
Latvia		Luxembourg	45-54	female	Bachelor/Master/equivalent	For
Latvia		Luxembourg	45-54	female	Doctoral degree	For
Latvia		Netherlands	35-44	male	No answer	For
Latvia		Netherlands	45-54	female	Bachelor/Master/equivalent	For
Latvia	Netherlands	Netherlands	25-34	male	Bachelor/Master/equivalent	For
Latvia	Netherlands	Netherlands	35-44	female	Completed primary education	For
Latvia	Other	Other	35-44	female	Bachelor/Master/equivalent	For
Latvia		Other	75+	male	Doctoral degree	For
Latvia	Other	Other	65-74	male	Bachelor/Master/equivalent	For
Latvia		Other	35-44	female	Completed primary education	For
Latvia		Other	35-44	female	Bachelor/Master/equivalent	For
Latvia		Other	45-54	male	Bachelor/Master/equivalent	For
Latvia	Other	Other	65-74	female	Bachelor/Master/equivalent	For
Latvia		Other	25-34	female	Completed primary education	For
Latvia	Latvia	Other	35-44	female	Vocational training	For
Latvia	Other	Other	55-64	female	Bachelor/Master/equivalent	For
Latvia		Other	35-44	female	Bachelor/Master/equivalent	For
Latvia	Other	Other	55-64	male	Bachelor/Master/equivalent	For
Latvia		Other	55-64	male	Bachelor/Master/equivalent	For
Latvia		Other	65-74	male	Bachelor/Master/equivalent	For
Latvia		Other	35-44	male	Bachelor/Master/equivalent	For
Latvia	Other	Other	65-74	female	Bachelor/Master/equivalent	For
Latvia	Other	Other	55-64	male	Bachelor/Master/equivalent	For

Citizenship1	Citizenship2	Residence	Age	Gender	Education	Vote
Latvia	Other	Other	65-74	male	Bachelor/Master/equivalent	For
Latvia	Other	Other	65-74	female	Bachelor/Master/equivalent	For
Latvia		Other	25-34	female	Bachelor/Master/equivalent	For
Latvia		Other	35-44	male	Bachelor/Master/equivalent	For
Latvia		Portugal	25-34	female	Bachelor/Master/equivalent	For
Latvia		Spain	35-44	male	Bachelor/Master/equivalent	For
Latvia		Spain	45-54	female	Bachelor/Master/equivalent	For
Latvia		Spain	65-74	female	Bachelor/Master/equivalent	For
Latvia		Sweden	55-64	male	Bachelor/Master/equivalent	For
Latvia	Sweden	Sweden	16-24	female	Not completed primary education	For
Latvia	Sweden	Sweden	35-44	female	Bachelor/Master/equivalent	For
Latvia		Sweden	25-34	female	Bachelor/Master/equivalent	For
Latvia		Sweden	45-54	male	Bachelor/Master/equivalent	For
Malta		Belgium	45-54	male	Bachelor/Master/equivalent	For
Moldova	Ukraine	Ukraine	45-54	male	Doctoral degree	For
Other		Belgium	75+	female	Bachelor/Master/equivalent	For
Other		Germany	35-44	male	Vocational training	For
Other	Latvia	Other	55-64	female	Not completed primary education	For
Other		Poland	16-24	male	Vocational training	For
Portugal		Estonia	35-44	male	Bachelor/Master/equivalent	For
Portugal		Estonia	35-44	male	Bachelor/Master/equivalent	For
Portugal		Netherlands	45-54	male	Bachelor/Master/equivalent	For
Slovenia	Belgium	Belgium	35-44	male	Doctoral degree	For
Sweden		Austria	55-64	female	Bachelor/Master/equivalent	For
Sweden		Belgium	65-74	male	Bachelor/Master/equivalent	For
Sweden		Belgium	55-64	female	Bachelor/Master/equivalent	For

Citizenship1	Citizenship2	Residence	Age	Gender	Education	Vote
Sweden		Belgium	75+	male	Bachelor/Master/equivalent	For
Sweden	Denmark	Belgium	35-44	non-bin	Bachelor/Master/equivalent	For
Sweden	Denmark	Denmark	45-54	male	Bachelor/Master/equivalent	For
Sweden		France	65-74	male	Doctoral degree	For
Sweden	France	France	55-64	female	Bachelor/Master/equivalent	For
Sweden	France	France	75+	female	Bachelor/Master/equivalent	For
Sweden	France	France	45-54	female	Bachelor/Master/equivalent	For
Sweden		France	65-74	female	Bachelor/Master/equivalent	For
Sweden		Germany	65-74	female	Vocational training	For
Sweden		Germany	75+	male	Bachelor/Master/equivalent	For
Sweden		Germany	75+	male	Vocational training	For
Sweden		Germany	75+	female	Bachelor/Master/equivalent	For
Sweden		Greece	75+	male	Doctoral degree	For
Sweden		Greece	75+	female	Completed primary education	For
Sweden		Italy	55-64	female	Bachelor/Master/equivalent	For
Sweden		Italy	45-54	female	Bachelor/Master/equivalent	For
Sweden		Italy	35-44	female	Bachelor/Master/equivalent	For
Sweden	Italy	Italy	45-54	female	Not completed primary education	For
Sweden		Netherlands	75+	female	Bachelor/Master/equivalent	For
Sweden	Finland	Netherlands	55-64	female	Bachelor/Master/equivalent	For
Sweden		Other	45-54	male	Bachelor/Master/equivalent	For
Sweden		Portugal	65-74	female	Bachelor/Master/equivalent	For
Sweden		Spain	75+	female	Bachelor/Master/equivalent	For
Sweden		Spain	45-54	female	Doctoral degree	For
Sweden		Spain	55-64	male	Bachelor/Master/equivalent	For
Sweden		Spain	16-24	male	Bachelor/Master/equivalent	For

5. Should there be transnational lists of candidates in European Parliament elections?

Citizenship1	Citizenship2	Residence	Age	Gender	Education	Vote
Belgium		Germany	35-44	male	Doctoral degree	Against
Belgium	Belgium	Latvia	25-34	male	Not completed primary education	Against
Belgium		Netherlands	25-34	non-bin	Bachelor/Master/equivalent	Against
Belgium		Portugal	55-64	male	Bachelor/Master/equivalent	Against
Croatia	Belgium	Belgium	35-44	female	Bachelor/Master/equivalent	Against
Denmark		France	75+	male	Bachelor/Master/equivalent	Against
Latvia		Belgium	45-54	male	Bachelor/Master/equivalent	Against
Latvia		Belgium	35-44	female	Bachelor/Master/equivalent	Against
Latvia		Belgium	35-44	female	Bachelor/Master/equivalent	Against
Latvia	Other	Belgium	16-24	male	Not completed primary education	Against
Latvia		Belgium	16-24	male	Completed primary education	Against
Latvia		Belgium	16-24	male	Completed primary education	Against
Latvia		Belgium	16-24	male	Not completed primary education	Against
Latvia	Belgium	Belgium	25-34	male	Not completed primary education	Against
Latvia		Denmark	45-54	female	Bachelor/Master/equivalent	Against
Latvia		Finland	35-44	female	Bachelor/Master/equivalent	Against
Latvia	France	France	35-44	female	Bachelor/Master/equivalent	Against
Latvia	Other	France	55-64	female	Bachelor/Master/equivalent	Against
Latvia		France	45-54	female	Vocational training	Against
Latvia	Germany	Germany	25-34	female	Bachelor/Master/equivalent	Against
Latvia		Germany	65-74	male	Bachelor/Master/equivalent	Against
Latvia		Germany	65-74	female	Vocational training	Against
Latvia	Germany	Germany	35-44	female	Bachelor/Master/equivalent	Against

Citizenship1	Citizenship2	Residence	Age	Gender	Education	Vote
Latvia	Latvia	Germany	25-34	male	Not completed primary education	Against
Latvia	Germany	Germany	45-54	male	Completed primary education	Against
Latvia		Germany	16-24	female	Bachelor/Master/equivalent	Against
Latvia		Germany	16-24	female	Completed primary education	Against
Latvia	Ireland	Ireland	35-44	female	Doctoral degree	Against
Latvia	Other	Latvia	75+	female	Not completed primary education	Against
Latvia	Other	Latvia	75+	female	Bachelor/Master/equivalent	Against
Latvia	Other	Latvia	65-74	female	Bachelor/Master/equivalent	Against
Latvia	Other	Latvia	45-54	female	Bachelor/Master/equivalent	Against
Latvia		Luxembourg	45-54	female	Doctoral degree	Against
Latvia		Netherlands	35-44	male	No answer	Against
Latvia	Other	Other	65-74	female	Bachelor/Master/equivalent	Against
Latvia	Other	Other	65-74	female	Bachelor/Master/equivalent	Against
Latvia	Other	Other	16-24	male	Bachelor/Master/equivalent	Against
Latvia		Other	25-34	female	Completed primary education	Against
Latvia	Other	Other	55-64	female	Bachelor/Master/equivalent	Against
Latvia		Other	35-44	female	Bachelor/Master/equivalent	Against
Latvia	Other	Other	55-64	male	Bachelor/Master/equivalent	Against
Latvia		Other	25-34	female	Bachelor/Master/equivalent	Against
Latvia	Other	Other	65-74	female	Bachelor/Master/equivalent	Against
Latvia		Other	35-44	male	No answer	Against
Latvia		Other	25-34	female	Bachelor/Master/equivalent	Against
Latvia		Other	35-44	female	Bachelor/Master/equivalent	Against
Latvia		Other	35-44	male	Bachelor/Master/equivalent	Against
Latvia		Spain	35-44	male	Bachelor/Master/equivalent	Against
Latvia		Sweden	55-64	male	Bachelor/Master/equivalent	Against

Citizenship1	Citizenship2	Residence	Age	Gender	Education	Vote
Netherlands		Belgium	25-34	female	Bachelor/Master/equivalent	Against
Other	Latvia	Germany	55-64	male	Bachelor/Master/equivalent	Against
Other	Latvia	Other	55-64	female	Not completed primary education	Against
Portugal		Netherlands	45-54	male	Bachelor/Master/equivalent	Against
Slovenia	Belgium	Belgium	35-44	male	Doctoral degree	Against
Slovenia		Germany	35-44	male	Doctoral degree	Against
Sweden		Belgium	55-64	female	Bachelor/Master/equivalent	Against
Sweden	Denmark	Denmark	45-54	male	Bachelor/Master/equivalent	Against
Sweden	France	France	55-64	female	Bachelor/Master/equivalent	Against
Sweden	France	France	75+	female	Bachelor/Master/equivalent	Against
Sweden		France	65-74	female	Bachelor/Master/equivalent	Against
Sweden	France	France	55-64	female	Bachelor/Master/equivalent	Against
Sweden		Germany	75+	male	Bachelor/Master/equivalent	Against
Sweden		Germany	55-64	male	Bachelor/Master/equivalent	Against
Sweden		Italy	55-64	female	Bachelor/Master/equivalent	Against
Sweden		Italy	45-54	female	Bachelor/Master/equivalent	Against
Sweden	Latvia	Latvia	65-74	male	No answer	Against
Sweden		Other	45-54	female	Bachelor/Master/equivalent	Against
Sweden		Spain	75+	female	Bachelor/Master/equivalent	Against
Austria	Netherlands	Austria	35-44	female	Doctoral degree	For
Austria		Germany	65-74	male	Bachelor/Master/equivalent	For
Austria	Latvia	Germany	75+	male	Not completed primary education	For
Belgium		Austria	55-64	male	Bachelor/Master/equivalent	For
Belgium	Latvia	Belgium	16-24	male	Bachelor/Master/equivalent	For
Belgium		Croatia	55-64	male	Bachelor/Master/equivalent	For
Belgium	Other	France	65-74	male	Doctoral degree	For

Citizenship1	Citizenship2	Residence	Age	Gender	Education	Vote
Belgium	Belgium	Latvia	25-34	male	Not completed primary education	For
Belgium		Poland	25-34	male	Bachelor/Master/equivalent	For
Belgium	Italy	Portugal	35-44	male	Bachelor/Master/equivalent	For
Denmark	Poland	Belgium	35-44	male	Bachelor/Master/equivalent	For
Germany	Other	Belgium	45-54	female	Bachelor/Master/equivalent	For
Germany	Latvia	Germany	65-74	male	Bachelor/Master/equivalent	For
Germany	Romania	Germany	45-54	male	Completed primary education	For
Hungary		Belgium	35-44	male	Bachelor/Master/equivalent	For
Ireland		Belgium	45-54	male	Bachelor/Master/equivalent	For
Ireland	Latvia	Ireland	45-54	female	Bachelor/Master/equivalent	For
Italy		Belgium	35-44	male	Vocational training	For
Italy	Lithuania	Lithuania	35-44	female	Doctoral degree	For
Latvia		Belgium	35-44	female	Bachelor/Master/equivalent	For
Latvia	France	Belgium	45-54	female	Bachelor/Master/equivalent	For
Latvia		Belgium	16-24	male	Bachelor/Master/equivalent	For
Latvia		Belgium	35-44	female	Bachelor/Master/equivalent	For
Latvia		Belgium	16-24	male	Not completed primary education	For
Latvia		Belgium	16-24	non-bin	Not completed primary education	For
Latvia		Belgium	16-24	male	Not completed primary education	For
Latvia	Belgium	Belgium	45-54	female	Not completed primary education	For
Latvia		Belgium	45-54	female	Not completed primary education	For
Latvia	Belgium	Belgium	25-34	female	Not completed primary education	For
Latvia		Belgium	25-34	female	Bachelor/Master/equivalent	For
Latvia		Belgium	25-34	female	Bachelor/Master/equivalent	For
Latvia	Belgium	Belgium	55-64	male	Bachelor/Master/equivalent	For
Latvia		Belgium	45-54	female	Bachelor/Master/equivalent	For

Citizenship1	Citizenship2	Residence	Age	Gender	Education	Vote
Latvia		Croatia	45-54	male	Bachelor/Master/equivalent	For
Latvia		France	25-34	female	Bachelor/Master/equivalent	For
Latvia		France	16-24	male	Bachelor/Master/equivalent	For
Latvia		France	25-34	female	Doctoral degree	For
Latvia		France	45-54	female	Completed primary education	For
Latvia		France	65-74	female	Doctoral degree	For
Latvia		France	35-44	male	Completed primary education	For
Latvia		France	35-44	female	Bachelor/Master/equivalent	For
Latvia	Germany	Germany	35-44	female	Bachelor/Master/equivalent	For
Latvia		Germany	35-44	male	No answer	For
Latvia		Germany	45-54	female	Not completed primary education	For
Latvia		Germany	45-54	female	Not completed primary education	For
Latvia		Germany	45-54	female	Not completed primary education	For
Latvia		Germany	16-24	male	Doctoral degree	For
Latvia	Germany	Germany	16-24	male	Completed primary education	For
Latvia		Germany	16-24	female	Vocational training	For
Latvia		Germany	55-64	male	Not completed primary education	For
Latvia	Germany	Germany	35-44	female	No answer	For
Latvia		Germany	45-54	male	Vocational training	For
Latvia		Germany	35-44	female	Vocational training	For
Latvia		Germany	45-54	male	No answer	For
Latvia	Latvia	Germany	25-34	male	Not completed primary education	For
Latvia		Germany	35-44	male	Bachelor/Master/equivalent	For
Latvia	Latvia	Germany	45-54	female	Not completed primary education	For
Latvia	Latvia	Germany	25-34	male	Not completed primary education	For
Latvia		Germany	35-44	female	Bachelor/Master/equivalent	For

Citizenship1	Citizenship2	Residence	Age	Gender	Education	Vote
Latvia		Germany	55-64	female	Bachelor/Master/equivalent	For
Latvia		Germany	35-44	male	Bachelor/Master/equivalent	For
Latvia		Germany	25-34	female	Bachelor/Master/equivalent	For
Latvia	Germany	Germany	25-34	male	Not completed primary education	For
Latvia		Germany	55-64	female	Bachelor/Master/equivalent	For
Latvia	Germany	Germany	16-24	male	Not completed primary education	For
Latvia		Germany	35-44	female	Not completed primary education	For
Latvia		Germany	35-44	male	Not completed primary education	For
Latvia		Germany	45-54	female	No answer	For
Latvia	Germany	Germany	16-24	male	Completed primary education	For
Latvia		Germany	55-64	female	Bachelor/Master/equivalent	For
Latvia	Germany	Germany	16-24	male	Vocational training	For
Latvia	Germany	Germany	16-24	female	Bachelor/Master/equivalent	For
Latvia		Germany	75+	male	Vocational training	For
Latvia		Ireland	35-44	female	Vocational training	For
Latvia		Ireland	45-54	male	Bachelor/Master/equivalent	For
Latvia	Ireland	Ireland	35-44	male	Bachelor/Master/equivalent	For
Latvia		Italy	35-44	male	Vocational training	For
Latvia		Italy	45-54	male	Bachelor/Master/equivalent	For
Latvia	Cyprus	Latvia	25-34	male	Vocational training	For
Latvia	Other	Latvia	75+	male	Doctoral degree	For
Latvia		Luxembourg	35-44	female	Bachelor/Master/equivalent	For
Latvia		Luxembourg	45-54	female	Bachelor/Master/equivalent	For
Latvia		Luxembourg	35-44	female	Bachelor/Master/equivalent	For
Latvia	Netherlands	Netherlands	25-34	male	Bachelor/Master/equivalent	For
Latvia	Netherlands	Netherlands	35-44	female	Completed primary education	For

Citizenship1	Citizenship2	Residence	Age	Gender	Education	Vote
Latvia	Other	Other	35-44	female	Bachelor/Master/equivalent	For
Latvia		Other	75+	male	Doctoral degree	For
Latvia	Other	Other	65-74	male	Bachelor/Master/equivalent	For
Latvia		Other	45-54	male	Bachelor/Master/equivalent	For
Latvia	Other	Other	75+	male	Bachelor/Master/equivalent	For
Latvia		Other	45-54	female	Bachelor/Master/equivalent	For
Latvia	Latvia	Other	75+	male	Bachelor/Master/equivalent	For
Latvia		Other	55-64	male	Bachelor/Master/equivalent	For
Latvia		Other	65-74	male	Bachelor/Master/equivalent	For
Latvia	Other	Other	35-44	female	Bachelor/Master/equivalent	For
Latvia	Other	Other	55-64	male	Bachelor/Master/equivalent	For
Latvia	Other	Other	65-74	male	Bachelor/Master/equivalent	For
Latvia	Other	Other	65-74	female	Bachelor/Master/equivalent	For
Latvia		Portugal	25-34	female	Bachelor/Master/equivalent	For
Latvia		Spain	45-54	female	Bachelor/Master/equivalent	For
Latvia		Spain	65-74	female	Bachelor/Master/equivalent	For
Latvia	Latvia	Sweden	65-74	female	Doctoral degree	For
Latvia	Sweden	Sweden	65-74	male	Bachelor/Master/equivalent	For
Latvia	Sweden	Sweden	16-24	female	Not completed primary education	For
Latvia	Sweden	Sweden	35-44	female	Bachelor/Master/equivalent	For
Latvia		Sweden	25-34	female	Bachelor/Master/equivalent	For
Latvia		Sweden	45-54	male	Bachelor/Master/equivalent	For
Malta		Belgium	45-54	male	Bachelor/Master/equivalent	For
Moldova	Ukraine	Ukraine	45-54	male	Doctoral degree	For
Other		Belgium	75+	female	Bachelor/Master/equivalent	For
Other		Germany	35-44	male	Vocational training	For

Citizenship1	Citizenship2	Residence	Age	Gender	Education	Vote
Other		Poland	16-24	male	Vocational training	For
Poland	Latvia	Poland	25-34	female	Bachelor/Master/equivalent	For
Portugal		Estonia	35-44	male	Bachelor/Master/equivalent	For
Portugal		Estonia	35-44	male	Bachelor/Master/equivalent	For
Sweden		Austria	55-64	female	Bachelor/Master/equivalent	For
Sweden		Belgium	65-74	male	Bachelor/Master/equivalent	For
Sweden		Belgium	75+	male	Bachelor/Master/equivalent	For
Sweden	Denmark	Belgium	35-44	non-bin	Bachelor/Master/equivalent	For
Sweden		France	65-74	male	Doctoral degree	For
Sweden		France	55-64	female	Bachelor/Master/equivalent	For
Sweden	France	France	45-54	female	Bachelor/Master/equivalent	For
Sweden		Germany	35-44	male	Doctoral degree	For
Sweden		Germany	65-74	female	Vocational training	For
Sweden		Germany	75+	male	Vocational training	For
Sweden		Germany	75+	female	Bachelor/Master/equivalent	For
Sweden		Greece	75+	male	Doctoral degree	For
Sweden		Greece	75+	female	Completed primary education	For
Sweden		Italy	35-44	female	Bachelor/Master/equivalent	For
Sweden		Netherlands	45-54	male	Bachelor/Master/equivalent	For
Sweden		Netherlands	75+	female	Bachelor/Master/equivalent	For
Sweden	Finland	Netherlands	55-64	female	Bachelor/Master/equivalent	For
Sweden		Other	45-54	male	Bachelor/Master/equivalent	For
Sweden		Portugal	65-74	male	Bachelor/Master/equivalent	For
Sweden		Spain	75+	female	Bachelor/Master/equivalent	For
Sweden		Spain	45-54	female	Doctoral degree	For
Sweden		Spain	55-64	male	Bachelor/Master/equivalent	For

Citizenship1	Citizenship2	Residence	Age	Gender	Education	Vote
Sweden		Spain	16-24	male	Bachelor/Master/equivalent	For

6. Should the EU introduce a European citizen card?

Citizenship1	Citizenship2	Residence	Age	Gender	Education	Vote
Belgium		Sweden	35-44	female	Bachelor/Master/equivalent	Against
Latvia		Belgium	16-24	male	Bachelor/Master/equivalent	Against
Latvia		Belgium	35-44	female	Bachelor/Master/equivalent	Against
Latvia		Belgium	35-44	female	Bachelor/Master/equivalent	Against
Latvia	Other	Belgium	16-24	male	Not completed primary education	Against
Latvia		Belgium	16-24	male	Completed primary education	Against
Latvia		Croatia	55-64	female	Bachelor/Master/equivalent	Against
Latvia		Denmark	25-34	female	No answer	Against
Latvia		Finland	35-44	female	Bachelor/Master/equivalent	Against
Latvia		France	45-54	female	Completed primary education	Against
Latvia	France	France	35-44	female	Bachelor/Master/equivalent	Against
Latvia	Other	France	55-64	female	Bachelor/Master/equivalent	Against
Latvia	Germany	Germany	25-34	female	Bachelor/Master/equivalent	Against
Latvia		Germany	45-54	female	Bachelor/Master/equivalent	Against
Latvia		Germany	65-74	male	Bachelor/Master/equivalent	Against
Latvia		Germany	65-74	female	Vocational training	Against
Latvia		Ireland	65-74	female	Completed primary education	Against
Latvia		Italy	45-54	female	Bachelor/Master/equivalent	Against
Latvia	Other	Latvia	75+	female	Not completed primary education	Against
Latvia	Other	Latvia	65-74	female	Bachelor/Master/equivalent	Against
Latvia	Other	Other	75+	male	Bachelor/Master/equivalent	Against

Citizenship1	Citizenship2	Residence	Age	Gender	Education	Vote
Latvia	Other	Other	16-24	male	Bachelor/Master/equivalent	Against
Latvia	Other	Other	65-74	female	Bachelor/Master/equivalent	Against
Latvia		Other	35-44	female	Bachelor/Master/equivalent	Against
Latvia		Other	25-34	female	Bachelor/Master/equivalent	Against
Latvia		Other	35-44	male	No answer	Against
Latvia	Other	Other	65-74	female	Doctoral degree	Against
Latvia		Other	35-44	male	Bachelor/Master/equivalent	Against
Moldova	Ukraine	Ukraine	45-54	male	Doctoral degree	Against
Other		Germany	35-44	male	Vocational training	Against
Other		Poland	16-24	male	Vocational training	Against
Portugal		Netherlands	45-54	male	Bachelor/Master/equivalent	Against
Sweden		Austria	55-64	female	Bachelor/Master/equivalent	Against
Sweden	France	France	55-64	female	Bachelor/Master/equivalent	Against
Sweden		France	55-64	female	Bachelor/Master/equivalent	Against
Sweden		France	65-74	female	Bachelor/Master/equivalent	Against
Sweden	France	France	55-64	female	Bachelor/Master/equivalent	Against
Sweden		Germany	75+	female	Bachelor/Master/equivalent	Against
Sweden		Germany	55-64	male	Bachelor/Master/equivalent	Against
Sweden	Latvia	Latvia	65-74	male	No answer	Against
Sweden		Other	45-54	male	Bachelor/Master/equivalent	Against
Austria	Netherlands	Austria	35-44	female	Doctoral degree	For
Austria		Germany	65-74	male	Bachelor/Master/equivalent	For
Austria	Latvia	Germany	75+	male	Not completed primary education	For
Belgium		Austria	55-64	male	Bachelor/Master/equivalent	For
Belgium	Latvia	Belgium	16-24	male	Bachelor/Master/equivalent	For
Belgium		Croatia	55-64	male	Bachelor/Master/equivalent	For

Citizenship1	Citizenship2	Residence	Age	Gender	Education	Vote
Belgium	Other	France	65-74	male	Doctoral degree	For
Belgium		Germany	35-44	male	Doctoral degree	For
Belgium	Belgium	Latvia	25-34	male	Not completed primary education	For
Belgium	Belgium	Latvia	25-34	male	Not completed primary education	For
Belgium		Netherlands	25-34	non-bin	Bachelor/Master/equivalent	For
Belgium		Poland	25-34	male	Bachelor/Master/equivalent	For
Belgium	Italy	Portugal	35-44	male	Bachelor/Master/equivalent	For
Belgium		Portugal	55-64	male	Bachelor/Master/equivalent	For
Belgium		Spain	55-64	male	Completed primary education	For
Denmark	Poland	Belgium	35-44	male	Bachelor/Master/equivalent	For
Denmark		France	75+	male	Bachelor/Master/equivalent	For
France		Czechia	25-34	female	Bachelor/Master/equivalent	For
Germany	Other	Belgium	45-54	female	Bachelor/Master/equivalent	For
Germany	Other	Finland	35-44	male	Doctoral degree	For
Germany	Latvia	Germany	65-74	male	Bachelor/Master/equivalent	For
Germany	Romania	Germany	45-54	male	Completed primary education	For
Ireland		Belgium	45-54	male	Bachelor/Master/equivalent	For
Ireland	Latvia	Ireland	45-54	female	Bachelor/Master/equivalent	For
Italy		Belgium	35-44	male	Vocational training	For
Italy	Lithuania	Lithuania	35-44	female	Doctoral degree	For
Latvia		Austria	45-54	female	Bachelor/Master/equivalent	For
Latvia		Belgium	35-44	female	Bachelor/Master/equivalent	For
Latvia		Belgium	45-54	male	Bachelor/Master/equivalent	For
Latvia	France	Belgium	45-54	female	Bachelor/Master/equivalent	For
Latvia		Belgium	35-44	female	Bachelor/Master/equivalent	For
Latvia		Belgium	16-24	male	Not completed primary education	For

Citizenship1	Citizenship2	Residence	Age	Gender	Education	Vote
Latvia		Belgium	16-24	female	Completed primary education	For
Latvia		Belgium	16-24	non-bin	Not completed primary education	For
Latvia		Belgium	16-24	male	Not completed primary education	For
Latvia		Belgium	16-24	male	Not completed primary education	For
Latvia		Belgium	16-24	male	Completed primary education	For
Latvia		Belgium	16-24	male	Not completed primary education	For
Latvia	Belgium	Belgium	25-34	male	Not completed primary education	For
Latvia	Belgium	Belgium	45-54	female	Not completed primary education	For
Latvia		Belgium	45-54	female	Not completed primary education	For
Latvia	Belgium	Belgium	25-34	female	Not completed primary education	For
Latvia		Belgium	25-34	female	Bachelor/Master/equivalent	For
Latvia		Belgium	25-34	female	Bachelor/Master/equivalent	For
Latvia	Belgium	Belgium	55-64	male	Bachelor/Master/equivalent	For
Latvia		Belgium	45-54	female	Bachelor/Master/equivalent	For
Latvia		Croatia	45-54	male	Bachelor/Master/equivalent	For
Latvia		Denmark	35-44	female	Bachelor/Master/equivalent	For
Latvia	Denmark	Denmark	35-44	female	Bachelor/Master/equivalent	For
Latvia	Latvia	Denmark	45-54	female	Bachelor/Master/equivalent	For
Latvia		Denmark	45-54	female	Bachelor/Master/equivalent	For
Latvia		France	25-34	female	Bachelor/Master/equivalent	For
Latvia		France	16-24	male	Bachelor/Master/equivalent	For
Latvia		France	25-34	female	Doctoral degree	For
Latvia		France	65-74	female	Doctoral degree	For
Latvia		France	35-44	male	Completed primary education	For
Latvia		France	45-54	female	Vocational training	For
Latvia		France	35-44	female	Bachelor/Master/equivalent	For

Citizenship1	Citizenship2	Residence	Age	Gender	Education	Vote
Latvia	Germany	Germany	35-44	female	Bachelor/Master/equivalent	For
Latvia		Germany	35-44	male	No answer	For
Latvia		Germany	16-24	male	Doctoral degree	For
Latvia		Germany	25-34	female	Doctoral degree	For
Latvia	Germany	Germany	55-64	female	Bachelor/Master/equivalent	For
Latvia	Germany	Germany	16-24	male	Completed primary education	For
Latvia		Germany	16-24	female	Vocational training	For
Latvia		Germany	55-64	male	Not completed primary education	For
Latvia	Germany	Germany	35-44	female	No answer	For
Latvia		Germany	35-44	female	Vocational training	For
Latvia		Germany	45-54	male	No answer	For
Latvia	Latvia	Germany	25-34	male	Not completed primary education	For
Latvia		Germany	35-44	male	Bachelor/Master/equivalent	For
Latvia	Germany	Germany	35-44	female	Bachelor/Master/equivalent	For
Latvia	Latvia	Germany	45-54	female	Not completed primary education	For
Latvia	Latvia	Germany	25-34	male	Not completed primary education	For
Latvia	Latvia	Germany	25-34	male	Not completed primary education	For
Latvia	Germany	Germany	45-54	male	Completed primary education	For
Latvia		Germany	35-44	female	Bachelor/Master/equivalent	For
Latvia		Germany	35-44	female	Bachelor/Master/equivalent	For
Latvia		Germany	55-64	female	Bachelor/Master/equivalent	For
Latvia		Germany	35-44	male	Bachelor/Master/equivalent	For
Latvia		Germany	25-34	female	Bachelor/Master/equivalent	For
Latvia	Germany	Germany	25-34	male	Not completed primary education	For
Latvia		Germany	55-64	female	Bachelor/Master/equivalent	For
Latvia		Germany	45-54	female	Bachelor/Master/equivalent	For



Citizenship1	Citizenship2	Residence	Age	Gender	Education	Vote
Latvia	Germany	Germany	16-24	male	Not completed primary education	For
Latvia		Germany	35-44	male	Not completed primary education	For
Latvia		Germany	16-24	female	Bachelor/Master/equivalent	For
Latvia		Germany	16-24	female	Completed primary education	For
Latvia		Germany	45-54	female	No answer	For
Latvia	Germany	Germany	16-24	male	Completed primary education	For
Latvia		Germany	55-64	female	Bachelor/Master/equivalent	For
Latvia	Germany	Germany	16-24	male	Vocational training	For
Latvia	Germany	Germany	16-24	female	Bachelor/Master/equivalent	For
Latvia		Germany	75+	male	Vocational training	For
Latvia		Ireland	35-44	female	Bachelor/Master/equivalent	For
Latvia		Ireland	35-44	female	Vocational training	For
Latvia	Ireland	Ireland	35-44	female	Doctoral degree	For
Latvia		Ireland	45-54	male	Bachelor/Master/equivalent	For
Latvia	Ireland	Ireland	35-44	male	Bachelor/Master/equivalent	For
Latvia		Italy	35-44	male	Vocational training	For
Latvia		Italy	35-44	female	Bachelor/Master/equivalent	For
Latvia		Italy	45-54	male	Bachelor/Master/equivalent	For
Latvia	Cyprus	Latvia	25-34	male	Vocational training	For
Latvia	Other	Latvia	75+	male	Doctoral degree	For
Latvia	Other	Latvia	75+	female	Bachelor/Master/equivalent	For
Latvia		Luxembourg	35-44	female	Bachelor/Master/equivalent	For
Latvia		Luxembourg	45-54	female	Bachelor/Master/equivalent	For
Latvia		Luxembourg	45-54	female	Doctoral degree	For
Latvia		Netherlands	35-44	male	No answer	For
Latvia		Netherlands	45-54	female	Bachelor/Master/equivalent	For

Citizenship1	Citizenship2	Residence	Age	Gender	Education	Vote
Latvia		Netherlands	45-54	female	Bachelor/Master/equivalent	For
Latvia		Netherlands	45-54	female	Bachelor/Master/equivalent	For
Latvia	Netherlands	Netherlands	25-34	male	Bachelor/Master/equivalent	For
Latvia	Netherlands	Netherlands	35-44	female	Completed primary education	For
Latvia	Other	Other	35-44	female	Bachelor/Master/equivalent	For
Latvia		Other	75+	male	Doctoral degree	For
Latvia	Other	Other	65-74	male	Bachelor/Master/equivalent	For
Latvia		Other	35-44	female	Completed primary education	For
Latvia		Other	35-44	female	Bachelor/Master/equivalent	For
Latvia		Other	45-54	male	Bachelor/Master/equivalent	For
Latvia	Other	Other	65-74	female	Bachelor/Master/equivalent	For
Latvia		Other	25-34	female	Bachelor/Master/equivalent	For
Latvia	Other	Other	65-74	female	Bachelor/Master/equivalent	For
Latvia	Other	Other	45-54	female	Bachelor/Master/equivalent	For
Latvia		Other	45-54	female	Bachelor/Master/equivalent	For
Latvia	Latvia	Other	75+	male	Bachelor/Master/equivalent	For
Latvia		Other	25-34	female	Completed primary education	For
Latvia	Latvia	Other	35-44	female	Vocational training	For
Latvia	Other	Other	55-64	female	Bachelor/Master/equivalent	For
Latvia		Other	35-44	female	Bachelor/Master/equivalent	For
Latvia	Other	Other	55-64	male	Bachelor/Master/equivalent	For
Latvia	Other	Other	75+	female	Doctoral degree	For
Latvia		Other	55-64	male	Bachelor/Master/equivalent	For
Latvia		Other	65-74	male	Bachelor/Master/equivalent	For
Latvia		Other	35-44	male	Bachelor/Master/equivalent	For
Latvia	Other	Other	35-44	female	Bachelor/Master/equivalent	For

Citizenship1	Citizenship2	Residence	Age	Gender	Education	Vote
Latvia	Other	Other	65-74	female	Bachelor/Master/equivalent	For
Latvia	Other	Other	55-64	male	Bachelor/Master/equivalent	For
Latvia	Other	Other	65-74	male	Bachelor/Master/equivalent	For
Latvia	Other	Other	65-74	female	Bachelor/Master/equivalent	For
Latvia		Other	25-34	female	Bachelor/Master/equivalent	For
Latvia		Other	55-64	female	Bachelor/Master/equivalent	For
Latvia		Other	35-44	female	Bachelor/Master/equivalent	For
Latvia		Portugal	25-34	female	Bachelor/Master/equivalent	For
Latvia		Spain	35-44	male	Bachelor/Master/equivalent	For
Latvia		Spain	45-54	female	Bachelor/Master/equivalent	For
Latvia		Spain	65-74	female	Bachelor/Master/equivalent	For
Latvia	Latvia	Sweden	65-74	female	Doctoral degree	For
Latvia		Sweden	35-44	female	Bachelor/Master/equivalent	For
Latvia		Sweden	45-54	female	Bachelor/Master/equivalent	For
Latvia		Sweden	55-64	male	Bachelor/Master/equivalent	For
Latvia	Sweden	Sweden	65-74	male	Bachelor/Master/equivalent	For
Latvia	Sweden	Sweden	16-24	female	Not completed primary education	For
Latvia	Sweden	Sweden	35-44	female	Bachelor/Master/equivalent	For
Latvia		Sweden	25-34	female	Bachelor/Master/equivalent	For
Latvia		Sweden	45-54	male	Bachelor/Master/equivalent	For
Malta		Belgium	45-54	male	Bachelor/Master/equivalent	For
Netherlands	Austria	Austria	16-24	male	Bachelor/Master/equivalent	For
Netherlands		Belgium	25-34	female	Bachelor/Master/equivalent	For
Other		Belgium	75+	female	Bachelor/Master/equivalent	For
Other	Latvia	Other	55-64	female	Not completed primary education	For
Poland	Latvia	Poland	25-34	female	Bachelor/Master/equivalent	For

Citizenship1	Citizenship2	Residence	Age	Gender	Education	Vote
Portugal		Estonia	35-44	male	Bachelor/Master/equivalent	For
Portugal		Estonia	35-44	male	Bachelor/Master/equivalent	For
Slovenia	Belgium	Belgium	35-44	male	Doctoral degree	For
Slovenia		Germany	35-44	male	Doctoral degree	For
Sweden		Belgium	65-74	male	Bachelor/Master/equivalent	For
Sweden		Belgium	55-64	female	Bachelor/Master/equivalent	For
Sweden		Belgium	75+	male	Bachelor/Master/equivalent	For
Sweden	Denmark	Belgium	35-44	non-bin	Bachelor/Master/equivalent	For
Sweden	Denmark	Denmark	45-54	male	Bachelor/Master/equivalent	For
Sweden		France	65-74	male	Doctoral degree	For
Sweden	France	France	75+	female	Bachelor/Master/equivalent	For
Sweden	France	France	45-54	female	Bachelor/Master/equivalent	For
Sweden		Germany	35-44	male	Doctoral degree	For
Sweden		Germany	65-74	female	Vocational training	For
Sweden		Germany	75+	male	Bachelor/Master/equivalent	For
Sweden		Germany	75+	male	Vocational training	For
Sweden		Greece	75+	male	Doctoral degree	For
Sweden		Greece	75+	female	Completed primary education	For
Sweden		Italy	55-64	female	Bachelor/Master/equivalent	For
Sweden		Italy	45-54	female	Bachelor/Master/equivalent	For
Sweden		Italy	35-44	female	Bachelor/Master/equivalent	For
Sweden	Italy	Italy	45-54	female	Not completed primary education	For
Sweden		Netherlands	45-54	male	Bachelor/Master/equivalent	For
Sweden		Netherlands	75+	female	Bachelor/Master/equivalent	For
Sweden	Finland	Netherlands	55-64	female	Bachelor/Master/equivalent	For
Sweden		Other	45-54	female	Bachelor/Master/equivalent	For

Citizenship1	Citizenship2	Residence	Age	Gender	Education	Vote
Sweden		Portugal	65-74	male	Bachelor/Master/equivalent	For
Sweden		Portugal	65-74	female	Bachelor/Master/equivalent	For
Sweden		Spain	75+	female	Bachelor/Master/equivalent	For
Sweden		Spain	45-54	female	Doctoral degree	For
Sweden		Spain	75+	female	Bachelor/Master/equivalent	For
Sweden		Spain	55-64	male	Bachelor/Master/equivalent	For
Sweden		Spain	16-24	male	Bachelor/Master/equivalent	For

7. Should there be simplified EU-wide rules for cross-border teleworking?

Citizenship1	Citizenship2	Residence	Age	Gender	Education	Vote
Germany	Romania	Germany	45-54	male	Completed primary education	Against
Latvia		Belgium	16-24	male	Bachelor/Master/equivalent	Against
Latvia		Belgium	35-44	female	Bachelor/Master/equivalent	Against
Latvia		Belgium	16-24	male	Not completed primary education	Against
Latvia	Other	Belgium	16-24	male	Not completed primary education	Against
Latvia		Croatia	55-64	female	Bachelor/Master/equivalent	Against
Latvia		Germany	16-24	female	Completed primary education	Against
Latvia	Other	Latvia	75+	female	Not completed primary education	Against
Latvia	Other	Latvia	65-74	female	Bachelor/Master/equivalent	Against
Latvia	Other	Other	75+	male	Bachelor/Master/equivalent	Against
Latvia	Other	Other	55-64	female	Bachelor/Master/equivalent	Against
Netherlands		Belgium	25-34	female	Bachelor/Master/equivalent	Against
Sweden	France	France	45-54	female	Bachelor/Master/equivalent	Against
Austria	Netherlands	Austria	35-44	female	Doctoral degree	For
Austria		Germany	65-74	male	Bachelor/Master/equivalent	For

Citizenship1	Citizenship2	Residence	Age	Gender	Education	Vote
Austria	Latvia	Germany	75+	male	Not completed primary education	For
Belgium		Austria	55-64	male	Bachelor/Master/equivalent	For
Belgium	Latvia	Belgium	16-24	male	Bachelor/Master/equivalent	For
Belgium		Croatia	55-64	male	Bachelor/Master/equivalent	For
Belgium	Other	France	65-74	male	Doctoral degree	For
Belgium		Germany	35-44	male	Doctoral degree	For
Belgium	Belgium	Latvia	25-34	male	Not completed primary education	For
Belgium	Belgium	Latvia	25-34	male	Not completed primary education	For
Belgium		Netherlands	25-34	non-bin	Bachelor/Master/equivalent	For
Belgium		Poland	25-34	male	Bachelor/Master/equivalent	For
Belgium	Italy	Portugal	35-44	male	Bachelor/Master/equivalent	For
Belgium		Portugal	55-64	male	Bachelor/Master/equivalent	For
Belgium		Spain	55-64	male	Completed primary education	For
Belgium		Sweden	35-44	female	Bachelor/Master/equivalent	For
Denmark	Poland	Belgium	35-44	male	Bachelor/Master/equivalent	For
Denmark		France	75+	male	Bachelor/Master/equivalent	For
Germany	Other	Belgium	45-54	female	Bachelor/Master/equivalent	For
Germany	Other	Finland	35-44	male	Doctoral degree	For
Germany	Latvia	Germany	65-74	male	Bachelor/Master/equivalent	For
Ireland		Belgium	45-54	male	Bachelor/Master/equivalent	For
Ireland	Latvia	Ireland	45-54	female	Bachelor/Master/equivalent	For
Italy		Belgium	35-44	male	Vocational training	For
Italy	Lithuania	Lithuania	35-44	female	Doctoral degree	For
Latvia		Belgium	35-44	female	Bachelor/Master/equivalent	For
Latvia		Belgium	45-54	male	Bachelor/Master/equivalent	For
Latvia		Belgium	45-54	female	Bachelor/Master/equivalent	For

Citizenship1	Citizenship2	Residence	Age	Gender	Education	Vote
Latvia		Belgium	35-44	female	Bachelor/Master/equivalent	For
Latvia		Belgium	35-44	female	Bachelor/Master/equivalent	For
Latvia		Belgium	16-24	male	Not completed primary education	For
Latvia		Belgium	16-24	non-bin	Not completed primary education	For
Latvia		Belgium	16-24	male	Not completed primary education	For
Latvia		Belgium	16-24	female	Completed primary education	For
Latvia		Belgium	16-24	female	Completed primary education	For
Latvia		Belgium	16-24	male	Completed primary education	For
Latvia		Belgium	16-24	male	Completed primary education	For
Latvia		Belgium	16-24	male	Not completed primary education	For
Latvia	Belgium	Belgium	25-34	male	Not completed primary education	For
Latvia	Belgium	Belgium	45-54	female	Not completed primary education	For
Latvia		Belgium	45-54	female	Not completed primary education	For
Latvia	Belgium	Belgium	25-34	female	Not completed primary education	For
Latvia		Belgium	25-34	female	Bachelor/Master/equivalent	For
Latvia		Belgium	25-34	female	Bachelor/Master/equivalent	For
Latvia	Belgium	Belgium	55-64	male	Bachelor/Master/equivalent	For
Latvia		Belgium	45-54	female	Bachelor/Master/equivalent	For
Latvia		Croatia	45-54	male	Bachelor/Master/equivalent	For
Latvia		Denmark	35-44	female	Bachelor/Master/equivalent	For
Latvia	Latvia	Denmark	45-54	female	Bachelor/Master/equivalent	For
Latvia		Finland	35-44	female	Bachelor/Master/equivalent	For
Latvia		France	25-34	female	Bachelor/Master/equivalent	For
Latvia		France	16-24	male	Bachelor/Master/equivalent	For
Latvia		France	25-34	female	Doctoral degree	For
Latvia		France	45-54	female	Completed primary education	For

Citizenship1	Citizenship2	Residence	Age	Gender	Education	Vote
Latvia	Other	France	55-64	female	Bachelor/Master/equivalent	For
Latvia		France	65-74	female	Doctoral degree	For
Latvia		France	35-44	male	Completed primary education	For
Latvia		France	45-54	female	Not completed primary education	For
Latvia		France	45-54	female	Vocational training	For
Latvia		France	35-44	female	Bachelor/Master/equivalent	For
Latvia	Germany	Germany	35-44	female	Bachelor/Master/equivalent	For
Latvia		Germany	35-44	male	No answer	For
Latvia		Germany	45-54	female	Not completed primary education	For
Latvia		Germany	16-24	male	Doctoral degree	For
Latvia		Germany	65-74	male	Bachelor/Master/equivalent	For
Latvia		Germany	25-34	female	Doctoral degree	For
Latvia	Germany	Germany	16-24	male	Completed primary education	For
Latvia		Germany	16-24	female	Vocational training	For
Latvia		Germany	55-64	male	Not completed primary education	For
Latvia	Germany	Germany	35-44	female	No answer	For
Latvia		Germany	45-54	male	Vocational training	For
Latvia		Germany	35-44	female	Vocational training	For
Latvia		Germany	45-54	male	No answer	For
Latvia	Latvia	Germany	25-34	male	Not completed primary education	For
Latvia		Germany	65-74	female	Vocational training	For
Latvia		Germany	35-44	male	Bachelor/Master/equivalent	For
Latvia	Latvia	Germany	45-54	female	Not completed primary education	For
Latvia	Latvia	Germany	25-34	male	Not completed primary education	For
Latvia	Latvia	Germany	25-34	male	Not completed primary education	For
Latvia		Germany	35-44	female	Bachelor/Master/equivalent	For

Citizenship1	Citizenship2	Residence	Age	Gender	Education	Vote
Latvia		Germany	35-44	female	Bachelor/Master/equivalent	For
Latvia		Germany	55-64	female	Bachelor/Master/equivalent	For
Latvia		Germany	35-44	male	Bachelor/Master/equivalent	For
Latvia		Germany	25-34	female	Bachelor/Master/equivalent	For
Latvia	Germany	Germany	25-34	male	Not completed primary education	For
Latvia		Germany	55-64	female	Bachelor/Master/equivalent	For
Latvia		Germany	45-54	female	Bachelor/Master/equivalent	For
Latvia	Germany	Germany	16-24	male	Not completed primary education	For
Latvia		Germany	35-44	female	Not completed primary education	For
Latvia		Germany	35-44	male	Not completed primary education	For
Latvia		Germany	16-24	female	Bachelor/Master/equivalent	For
Latvia		Germany	45-54	female	No answer	For
Latvia	Germany	Germany	16-24	male	Completed primary education	For
Latvia		Germany	55-64	female	Bachelor/Master/equivalent	For
Latvia		Germany	55-64	female	Bachelor/Master/equivalent	For
Latvia	Germany	Germany	16-24	male	Vocational training	For
Latvia	Germany	Germany	16-24	female	Bachelor/Master/equivalent	For
Latvia		Germany	75+	male	Vocational training	For
Latvia		Ireland	35-44	female	Bachelor/Master/equivalent	For
Latvia		Ireland	35-44	female	Vocational training	For
Latvia	Ireland	Ireland	35-44	female	Doctoral degree	For
Latvia		Ireland	45-54	male	Bachelor/Master/equivalent	For
Latvia	Ireland	Ireland	35-44	male	Bachelor/Master/equivalent	For
Latvia		Ireland	65-74	female	Completed primary education	For
Latvia		Italy	35-44	male	Vocational training	For
Latvia		Italy	35-44	female	Bachelor/Master/equivalent	For

Citizenship1	Citizenship2	Residence	Age	Gender	Education	Vote
Latvia		Italy	45-54	female	Bachelor/Master/equivalent	For
Latvia		Italy	45-54	male	Bachelor/Master/equivalent	For
Latvia	Cyprus	Latvia	25-34	male	Vocational training	For
Latvia	Other	Latvia	55-64	female	Doctoral degree	For
Latvia	Other	Latvia	75+	male	Doctoral degree	For
Latvia	Other	Latvia	75+	female	Bachelor/Master/equivalent	For
Latvia	Other	Latvia	45-54	female	Bachelor/Master/equivalent	For
Latvia		Luxembourg	35-44	female	Bachelor/Master/equivalent	For
Latvia		Luxembourg	45-54	female	Bachelor/Master/equivalent	For
Latvia		Luxembourg	35-44	female	Bachelor/Master/equivalent	For
Latvia		Luxembourg	45-54	female	Doctoral degree	For
Latvia		Netherlands	35-44	male	No answer	For
Latvia		Netherlands	45-54	female	Bachelor/Master/equivalent	For
Latvia	Netherlands	Netherlands	25-34	male	Bachelor/Master/equivalent	For
Latvia	Netherlands	Netherlands	35-44	female	Completed primary education	For
Latvia	Other	Other	35-44	female	Bachelor/Master/equivalent	For
Latvia		Other	75+	male	Doctoral degree	For
Latvia	Other	Other	65-74	male	Bachelor/Master/equivalent	For
Latvia	Other	Other	45-54	female	Bachelor/Master/equivalent	For
Latvia		Other	35-44	female	Completed primary education	For
Latvia		Other	45-54	male	Bachelor/Master/equivalent	For
Latvia	Other	Other	65-74	female	Bachelor/Master/equivalent	For
Latvia		Other	25-34	female	Bachelor/Master/equivalent	For
Latvia	Other	Other	65-74	female	Bachelor/Master/equivalent	For
Latvia	Other	Other	45-54	female	Bachelor/Master/equivalent	For
Latvia		Other	45-54	female	Bachelor/Master/equivalent	For

Citizenship1	Citizenship2	Residence	Age	Gender	Education	Vote
Latvia	Latvia	Other	75+	male	Bachelor/Master/equivalent	For
Latvia	Other	Other	16-24	male	Bachelor/Master/equivalent	For
Latvia		Other	45-54	male	Completed primary education	For
Latvia		Other	25-34	female	Completed primary education	For
Latvia	Latvia	Other	35-44	female	Vocational training	For
Latvia		Other	35-44	female	Bachelor/Master/equivalent	For
Latvia	Other	Other	55-64	male	Bachelor/Master/equivalent	For
Latvia		Other	55-64	male	Bachelor/Master/equivalent	For
Latvia		Other	25-34	female	Bachelor/Master/equivalent	For
Latvia		Other	35-44	male	Bachelor/Master/equivalent	For
Latvia	Other	Other	35-44	female	Bachelor/Master/equivalent	For
Latvia	Other	Other	65-74	female	Bachelor/Master/equivalent	For
Latvia	Other	Other	55-64	male	Bachelor/Master/equivalent	For
Latvia	Other	Other	65-74	male	Bachelor/Master/equivalent	For
Latvia	Other	Other	65-74	female	Bachelor/Master/equivalent	For
Latvia		Other	25-34	female	Bachelor/Master/equivalent	For
Latvia		Other	35-44	female	Bachelor/Master/equivalent	For
Latvia		Other	35-44	male	Bachelor/Master/equivalent	For
Latvia		Portugal	25-34	female	Bachelor/Master/equivalent	For
Latvia		Spain	35-44	male	Bachelor/Master/equivalent	For
Latvia		Spain	45-54	female	Bachelor/Master/equivalent	For
Latvia	Latvia	Sweden	65-74	female	Doctoral degree	For
Latvia		Sweden	35-44	female	Bachelor/Master/equivalent	For
Latvia		Sweden	55-64	male	Bachelor/Master/equivalent	For
Latvia	Sweden	Sweden	45-54	female	Bachelor/Master/equivalent	For
Latvia	Sweden	Sweden	65-74	male	Bachelor/Master/equivalent	For

Citizenship1	Citizenship2	Residence	Age	Gender	Education	Vote
Latvia	Sweden	Sweden	16-24	female	Not completed primary education	For
Latvia	Sweden	Sweden	35-44	female	Bachelor/Master/equivalent	For
Latvia		Sweden	25-34	female	Bachelor/Master/equivalent	For
Malta		Belgium	45-54	male	Bachelor/Master/equivalent	For
Moldova	Ukraine	Ukraine	45-54	male	Doctoral degree	For
Netherlands	Austria	Austria	16-24	male	Bachelor/Master/equivalent	For
Other		Belgium	75+	female	Bachelor/Master/equivalent	For
Other	Latvia	Germany	55-64	male	Bachelor/Master/equivalent	For
Other		Germany	25-34	female	Bachelor/Master/equivalent	For
Other		Germany	35-44	male	Vocational training	For
Other	Latvia	Other	55-64	female	Not completed primary education	For
Other		Poland	16-24	male	Vocational training	For
Poland	Latvia	Poland	25-34	female	Bachelor/Master/equivalent	For
Portugal		Estonia	35-44	male	Bachelor/Master/equivalent	For
Portugal		Estonia	35-44	male	Bachelor/Master/equivalent	For
Portugal		Netherlands	45-54	male	Bachelor/Master/equivalent	For
Slovenia	Belgium	Belgium	35-44	male	Doctoral degree	For
Slovenia		Germany	35-44	male	Doctoral degree	For
Sweden		Austria	55-64	female	Bachelor/Master/equivalent	For
Sweden		Belgium	65-74	male	Bachelor/Master/equivalent	For
Sweden		Belgium	55-64	female	Bachelor/Master/equivalent	For
Sweden		Belgium	75+	male	Bachelor/Master/equivalent	For
Sweden	Denmark	Belgium	35-44	non-bin	Bachelor/Master/equivalent	For
Sweden	Denmark	Denmark	45-54	male	Bachelor/Master/equivalent	For
Sweden		France	65-74	male	Doctoral degree	For
Sweden	France	France	55-64	female	Bachelor/Master/equivalent	For

Citizenship1	Citizenship2	Residence	Age	Gender	Education	Vote
Sweden	France	France	75+	female	Bachelor/Master/equivalent	For
Sweden		France	55-64	female	Bachelor/Master/equivalent	For
Sweden		France	65-74	female	Bachelor/Master/equivalent	For
Sweden	France	France	55-64	female	Bachelor/Master/equivalent	For
Sweden		Germany	35-44	male	Doctoral degree	For
Sweden		Germany	65-74	female	Vocational training	For
Sweden		Germany	75+	male	Bachelor/Master/equivalent	For
Sweden		Germany	75+	male	Vocational training	For
Sweden		Germany	75+	female	Bachelor/Master/equivalent	For
Sweden		Germany	55-64	male	Bachelor/Master/equivalent	For
Sweden		Greece	75+	male	Doctoral degree	For
Sweden		Greece	75+	female	Completed primary education	For
Sweden		Italy	55-64	female	Bachelor/Master/equivalent	For
Sweden		Italy	45-54	female	Bachelor/Master/equivalent	For
Sweden		Italy	35-44	female	Bachelor/Master/equivalent	For
Sweden	Italy	Italy	45-54	female	Not completed primary education	For
Sweden		Netherlands	45-54	male	Bachelor/Master/equivalent	For
Sweden		Netherlands	75+	female	Bachelor/Master/equivalent	For
Sweden	Finland	Netherlands	55-64	female	Bachelor/Master/equivalent	For
Sweden		Other	45-54	female	Bachelor/Master/equivalent	For
Sweden		Other	45-54	male	Bachelor/Master/equivalent	For
Sweden		Portugal	65-74	male	Bachelor/Master/equivalent	For
Sweden		Portugal	65-74	female	Bachelor/Master/equivalent	For
Sweden		Spain	75+	female	Bachelor/Master/equivalent	For
Sweden		Spain	45-54	female	Doctoral degree	For
Sweden		Spain	75+	female	Bachelor/Master/equivalent	For

Citizenship1	Citizenship2	Residence	Age	Gender	Education	Vote
Sweden		Spain	55-64	male	Bachelor/Master/equivalent	For
Sweden		Spain	16-24	male	Bachelor/Master/equivalent	For

8. Should the EU negotiate agreements with third countries to protect the healthcare rights of EU citizens residing there?

Citizenship1	Citizenship2	Residence	Age	Gender	Education	Vote
Belgium		Croatia	55-64	male	Bachelor/Master/equivalent	Against
Germany	Romania	Germany	45-54	male	Completed primary education	Against
Ireland	Latvia	Ireland	45-54	female	Bachelor/Master/equivalent	Against
Latvia		Belgium	45-54	male	Bachelor/Master/equivalent	Against
Latvia		Belgium	16-24	male	Bachelor/Master/equivalent	Against
Latvia	Belgium	Belgium	25-34	male	Not completed primary education	Against
Latvia		Croatia	55-64	female	Bachelor/Master/equivalent	Against
Latvia		Finland	35-44	female	Bachelor/Master/equivalent	Against
Latvia		Germany	55-64	female	Bachelor/Master/equivalent	Against
Latvia	Ireland	Ireland	35-44	female	Doctoral degree	Against
Latvia		Ireland	65-74	female	Completed primary education	Against
Latvia	Other	Other	55-64	female	Bachelor/Master/equivalent	Against
Latvia		Other	35-44	female	Bachelor/Master/equivalent	Against
Moldova	Ukraine	Ukraine	45-54	male	Doctoral degree	Against
Netherlands		Belgium	25-34	female	Bachelor/Master/equivalent	Against
Sweden	France	France	55-64	female	Bachelor/Master/equivalent	Against
Sweden		France	55-64	female	Bachelor/Master/equivalent	Against
Sweden		Germany	65-74	female	Vocational training	Against
Sweden		Netherlands	45-54	male	Bachelor/Master/equivalent	Against

Citizenship1	Citizenship2	Residence	Age	Gender	Education	Vote
Sweden		Other	45-54	female	Bachelor/Master/equivalent	Against
Sweden		Other	45-54	male	Bachelor/Master/equivalent	Against
Sweden		Portugal	65-74	male	Bachelor/Master/equivalent	Against
Sweden		Spain	45-54	female	Doctoral degree	Against
Sweden		Spain	55-64	male	Bachelor/Master/equivalent	Against
Austria	Netherlands	Austria	35-44	female	Doctoral degree	For
Austria		Germany	65-74	male	Bachelor/Master/equivalent	For
Austria	Latvia	Germany	75+	male	Not completed primary education	For
Belgium		Austria	55-64	male	Bachelor/Master/equivalent	For
Belgium	Latvia	Belgium	16-24	male	Bachelor/Master/equivalent	For
Belgium	Other	France	65-74	male	Doctoral degree	For
Belgium		Germany	35-44	male	Doctoral degree	For
Belgium	Belgium	Latvia	25-34	male	Not completed primary education	For
Belgium	Belgium	Latvia	25-34	male	Not completed primary education	For
Belgium		Netherlands	25-34	non-bin	Bachelor/Master/equivalent	For
Belgium		Poland	25-34	male	Bachelor/Master/equivalent	For
Belgium	Italy	Portugal	35-44	male	Bachelor/Master/equivalent	For
Belgium		Portugal	55-64	male	Bachelor/Master/equivalent	For
Belgium		Spain	55-64	male	Completed primary education	For
Bulgaria	Czechia	Czechia	16-24	male	Doctoral degree	For
Croatia	Belgium	Belgium	35-44	female	Bachelor/Master/equivalent	For
Denmark	Poland	Belgium	35-44	male	Bachelor/Master/equivalent	For
Denmark		France	75+	male	Bachelor/Master/equivalent	For
Germany	Other	Belgium	45-54	female	Bachelor/Master/equivalent	For
Germany	Other	Finland	35-44	male	Doctoral degree	For
Germany	Latvia	Germany	65-74	male	Bachelor/Master/equivalent	For

Citizenship1	Citizenship2	Residence	Age	Gender	Education	Vote
Hungary		Belgium	35-44	male	Bachelor/Master/equivalent	For
Ireland		Belgium	45-54	male	Bachelor/Master/equivalent	For
Italy		Belgium	35-44	male	Vocational training	For
Italy	Lithuania	Lithuania	35-44	female	Doctoral degree	For
Latvia		Austria	45-54	female	Bachelor/Master/equivalent	For
Latvia		Belgium	35-44	female	Bachelor/Master/equivalent	For
Latvia		Belgium	35-44	female	Bachelor/Master/equivalent	For
Latvia		Belgium	35-44	female	Bachelor/Master/equivalent	For
Latvia		Belgium	16-24	male	Not completed primary education	For
Latvia		Belgium	16-24	female	Completed primary education	For
Latvia		Belgium	16-24	non-bin	Not completed primary education	For
Latvia	Hungary	Belgium	16-24	male	Completed primary education	For
Latvia		Belgium	16-24	male	Not completed primary education	For
Latvia		Belgium	16-24	male	Not completed primary education	For
Latvia	Other	Belgium	16-24	male	Not completed primary education	For
Latvia		Belgium	16-24	male	Completed primary education	For
Latvia		Belgium	16-24	male	Completed primary education	For
Latvia		Belgium	16-24	male	Not completed primary education	For
Latvia	Belgium	Belgium	45-54	female	Not completed primary education	For
Latvia		Belgium	45-54	female	Not completed primary education	For
Latvia	Belgium	Belgium	25-34	female	Not completed primary education	For
Latvia		Belgium	25-34	female	Bachelor/Master/equivalent	For
Latvia		Belgium	25-34	female	Bachelor/Master/equivalent	For
Latvia	Belgium	Belgium	55-64	male	Bachelor/Master/equivalent	For
Latvia		Belgium	45-54	female	Bachelor/Master/equivalent	For
Latvia		Croatia	45-54	male	Bachelor/Master/equivalent	For

Citizenship1	Citizenship2	Residence	Age	Gender	Education	Vote
Latvia	Denmark	Denmark	35-44	female	Bachelor/Master/equivalent	For
Latvia	Latvia	Denmark	45-54	female	Bachelor/Master/equivalent	For
Latvia		France	25-34	female	Bachelor/Master/equivalent	For
Latvia		France	16-24	male	Bachelor/Master/equivalent	For
Latvia		France	25-34	female	Doctoral degree	For
Latvia	France	France	45-54	female	Bachelor/Master/equivalent	For
Latvia		France	45-54	female	Completed primary education	For
Latvia	Other	France	55-64	female	Bachelor/Master/equivalent	For
Latvia		France	65-74	female	Doctoral degree	For
Latvia		France	35-44	male	Completed primary education	For
Latvia		France	45-54	female	Vocational training	For
Latvia		France	35-44	female	Bachelor/Master/equivalent	For
Latvia	Germany	Germany	25-34	female	Bachelor/Master/equivalent	For
Latvia	Germany	Germany	35-44	female	Bachelor/Master/equivalent	For
Latvia		Germany	35-44	male	No answer	For
Latvia		Germany	16-24	male	Doctoral degree	For
Latvia		Germany	65-74	male	Bachelor/Master/equivalent	For
Latvia	Germany	Germany	16-24	male	Completed primary education	For
Latvia		Germany	16-24	female	Vocational training	For
Latvia		Germany	55-64	male	Not completed primary education	For
Latvia	Germany	Germany	35-44	female	No answer	For
Latvia		Germany	35-44	female	Vocational training	For
Latvia		Germany	45-54	male	No answer	For
Latvia		Germany	16-24	male	Bachelor/Master/equivalent	For
Latvia	Latvia	Germany	25-34	male	Not completed primary education	For
Latvia		Germany	65-74	female	Vocational training	For

Citizenship1	Citizenship2	Residence	Age	Gender	Education	Vote
Latvia		Germany	35-44	male	Bachelor/Master/equivalent	For
Latvia	Latvia	Germany	45-54	female	Not completed primary education	For
Latvia	Latvia	Germany	25-34	male	Not completed primary education	For
Latvia	Latvia	Germany	25-34	male	Not completed primary education	For
Latvia		Germany	35-44	female	Bachelor/Master/equivalent	For
Latvia		Germany	55-64	female	Bachelor/Master/equivalent	For
Latvia		Germany	35-44	male	Bachelor/Master/equivalent	For
Latvia	Germany	Germany	25-34	male	Not completed primary education	For
Latvia		Germany	45-54	female	Bachelor/Master/equivalent	For
Latvia	Germany	Germany	16-24	male	Not completed primary education	For
Latvia		Germany	35-44	female	Not completed primary education	For
Latvia		Germany	35-44	male	Not completed primary education	For
Latvia		Germany	16-24	female	Bachelor/Master/equivalent	For
Latvia		Germany	16-24	female	Completed primary education	For
Latvia		Germany	45-54	female	No answer	For
Latvia	Germany	Germany	16-24	male	Completed primary education	For
Latvia		Germany	55-64	female	Bachelor/Master/equivalent	For
Latvia	Germany	Germany	16-24	male	Vocational training	For
Latvia	Germany	Germany	16-24	female	Bachelor/Master/equivalent	For
Latvia		Germany	75+	male	Vocational training	For
Latvia		Ireland	35-44	female	Bachelor/Master/equivalent	For
Latvia		Ireland	35-44	female	Vocational training	For
Latvia		Ireland	45-54	male	Bachelor/Master/equivalent	For
Latvia	Ireland	Ireland	35-44	male	Bachelor/Master/equivalent	For
Latvia		Italy	35-44	male	Vocational training	For
Latvia		Italy	45-54	female	Bachelor/Master/equivalent	For

Citizenship1	Citizenship2	Residence	Age	Gender	Education	Vote
Latvia		Italy	45-54	male	Bachelor/Master/equivalent	For
Latvia	Cyprus	Latvia	25-34	male	Vocational training	For
Latvia	Other	Latvia	55-64	female	Doctoral degree	For
Latvia	Other	Latvia	75+	female	Not completed primary education	For
Latvia	Other	Latvia	75+	male	Doctoral degree	For
Latvia	Other	Latvia	75+	female	Bachelor/Master/equivalent	For
Latvia	Other	Latvia	65-74	female	Bachelor/Master/equivalent	For
Latvia		Luxembourg	35-44	female	Bachelor/Master/equivalent	For
Latvia		Luxembourg	45-54	female	Bachelor/Master/equivalent	For
Latvia		Luxembourg	45-54	female	Doctoral degree	For
Latvia		Netherlands	35-44	male	No answer	For
Latvia		Netherlands	45-54	female	Bachelor/Master/equivalent	For
Latvia	Netherlands	Netherlands	25-34	male	Bachelor/Master/equivalent	For
Latvia	Netherlands	Netherlands	35-44	female	Completed primary education	For
Latvia	Other	Other	35-44	female	Bachelor/Master/equivalent	For
Latvia		Other	75+	male	Doctoral degree	For
Latvia	Other	Other	65-74	male	Bachelor/Master/equivalent	For
Latvia		Other	35-44	female	Completed primary education	For
Latvia	Germany	Other	35-44	female	Bachelor/Master/equivalent	For
Latvia		Other	45-54	male	Bachelor/Master/equivalent	For
Latvia	Other	Other	75+	male	Bachelor/Master/equivalent	For
Latvia	Other	Other	65-74	female	Bachelor/Master/equivalent	For
Latvia		Other	25-34	female	Bachelor/Master/equivalent	For
Latvia	Other	Other	65-74	female	Bachelor/Master/equivalent	For
Latvia		Other	45-54	female	Bachelor/Master/equivalent	For
Latvia	Latvia	Other	75+	male	Bachelor/Master/equivalent	For

Citizenship1	Citizenship2	Residence	Age	Gender	Education	Vote
Latvia	Other	Other	16-24	male	Bachelor/Master/equivalent	For
Latvia		Other	25-34	female	Completed primary education	For
Latvia	Latvia	Other	35-44	female	Vocational training	For
Latvia		Other	35-44	female	Bachelor/Master/equivalent	For
Latvia	Other	Other	55-64	male	Bachelor/Master/equivalent	For
Latvia		Other	55-64	male	Bachelor/Master/equivalent	For
Latvia		Other	65-74	male	Bachelor/Master/equivalent	For
Latvia		Other	25-34	female	Bachelor/Master/equivalent	For
Latvia		Other	35-44	male	Bachelor/Master/equivalent	For
Latvia	Other	Other	35-44	female	Bachelor/Master/equivalent	For
Latvia	Other	Other	65-74	female	Bachelor/Master/equivalent	For
Latvia		Other	35-44	male	No answer	For
Latvia	Other	Other	55-64	male	Bachelor/Master/equivalent	For
Latvia	Other	Other	65-74	male	Bachelor/Master/equivalent	For
Latvia		Other	35-44	female	Bachelor/Master/equivalent	For
Latvia	Other	Other	65-74	female	Bachelor/Master/equivalent	For
Latvia		Other	25-34	female	Bachelor/Master/equivalent	For
Latvia		Portugal	25-34	female	Bachelor/Master/equivalent	For
Latvia		Spain	35-44	male	Bachelor/Master/equivalent	For
Latvia		Spain	45-54	female	Bachelor/Master/equivalent	For
Latvia	Latvia	Sweden	65-74	female	Doctoral degree	For
Latvia		Sweden	55-64	male	Bachelor/Master/equivalent	For
Latvia	Sweden	Sweden	65-74	male	Bachelor/Master/equivalent	For
Latvia	Sweden	Sweden	16-24	female	Not completed primary education	For
Latvia	Sweden	Sweden	35-44	female	Bachelor/Master/equivalent	For
Latvia		Sweden	25-34	female	Bachelor/Master/equivalent	For

Citizenship1	Citizenship2	Residence	Age	Gender	Education	Vote
Latvia		Sweden	45-54	male	Bachelor/Master/equivalent	For
Malta		Belgium	45-54	male	Bachelor/Master/equivalent	For
Netherlands	Austria	Austria	16-24	male	Bachelor/Master/equivalent	For
Other		Belgium	75+	female	Bachelor/Master/equivalent	For
Other	Latvia	Germany	55-64	male	Bachelor/Master/equivalent	For
Other		Germany	35-44	male	Vocational training	For
Other	Latvia	Other	55-64	female	Not completed primary education	For
Other		Poland	16-24	male	Vocational training	For
Poland	Latvia	Poland	25-34	female	Bachelor/Master/equivalent	For
Portugal		Estonia	35-44	male	Bachelor/Master/equivalent	For
Portugal		Netherlands	45-54	male	Bachelor/Master/equivalent	For
Slovenia	Belgium	Belgium	35-44	male	Doctoral degree	For
Slovenia		Germany	35-44	male	Doctoral degree	For
Sweden		Austria	55-64	female	Bachelor/Master/equivalent	For
Sweden		Belgium	65-74	male	Bachelor/Master/equivalent	For
Sweden		Belgium	55-64	female	Bachelor/Master/equivalent	For
Sweden		Belgium	75+	male	Bachelor/Master/equivalent	For
Sweden	Denmark	Belgium	35-44	non-bin	Bachelor/Master/equivalent	For
Sweden	Denmark	Denmark	45-54	male	Bachelor/Master/equivalent	For
Sweden		France	65-74	male	Doctoral degree	For
Sweden	France	France	75+	female	Bachelor/Master/equivalent	For
Sweden	France	France	45-54	female	Bachelor/Master/equivalent	For
Sweden		France	65-74	female	Bachelor/Master/equivalent	For
Sweden	France	France	55-64	female	Bachelor/Master/equivalent	For
Sweden		Germany	35-44	male	Doctoral degree	For
Sweden		Germany	75+	male	Bachelor/Master/equivalent	For

Citizenship1	Citizenship2	Residence	Age	Gender	Education	Vote
Sweden		Germany	75+	male	Vocational training	For
Sweden		Germany	75+	female	Bachelor/Master/equivalent	For
Sweden		Germany	55-64	male	Bachelor/Master/equivalent	For
Sweden		Greece	75+	male	Doctoral degree	For
Sweden		Greece	75+	female	Completed primary education	For
Sweden		Italy	55-64	female	Bachelor/Master/equivalent	For
Sweden		Italy	45-54	female	Bachelor/Master/equivalent	For
Sweden		Italy	35-44	female	Bachelor/Master/equivalent	For
Sweden	Italy	Italy	45-54	female	Not completed primary education	For
Sweden		Netherlands	75+	female	Bachelor/Master/equivalent	For
Sweden	Finland	Netherlands	55-64	female	Bachelor/Master/equivalent	For
Sweden		Other	55-64	male	Not completed primary education	For
Sweden		Other	55-64	male	Not completed primary education	For
Sweden		Other	65-74	male	Vocational training	For
Sweden		Spain	75+	female	Bachelor/Master/equivalent	For
Sweden		Spain	75+	female	Bachelor/Master/equivalent	For
Sweden		Spain	16-24	male	Bachelor/Master/equivalent	For

9. Should an EU-wide digital driving licence be introduced?

Citizenship1	Citizenship2	Residence	Age	Gender	Education	Vote
Belgium		Sweden	35-44	female	Bachelor/Master/equivalent	Against
Croatia	Belgium	Belgium	35-44	female	Bachelor/Master/equivalent	Against
Latvia		Belgium	35-44	female	Bachelor/Master/equivalent	Against
Latvia		Belgium	16-24	male	Bachelor/Master/equivalent	Against
Latvia		Belgium	35-44	female	Bachelor/Master/equivalent	Against

Citizenship1	Citizenship2	Residence	Age	Gender	Education	Vote
Latvia		Belgium	16-24	female	Completed primary education	Against
Latvia		Belgium	25-34	female	Bachelor/Master/equivalent	Against
Latvia		Croatia	55-64	female	Bachelor/Master/equivalent	Against
Latvia		Finland	35-44	female	Bachelor/Master/equivalent	Against
Latvia		France	45-54	female	Completed primary education	Against
Latvia		Germany	16-24	male	Doctoral degree	Against
Latvia		Germany	65-74	male	Bachelor/Master/equivalent	Against
Latvia		Germany	65-74	female	Vocational training	Against
Latvia	Germany	Germany	35-44	female	Bachelor/Master/equivalent	Against
Latvia	Ireland	Ireland	35-44	female	Doctoral degree	Against
Latvia		Ireland	65-74	female	Completed primary education	Against
Latvia	Other	Latvia	75+	female	Not completed primary education	Against
Latvia	Other	Other	45-54	female	Bachelor/Master/equivalent	Against
Latvia	Other	Other	65-74	male	Bachelor/Master/equivalent	Against
Latvia		Other	45-54	male	Completed primary education	Against
Latvia	Other	Other	55-64	male	Bachelor/Master/equivalent	Against
Latvia		Portugal	25-34	female	Bachelor/Master/equivalent	Against
Netherlands		Belgium	25-34	female	Bachelor/Master/equivalent	Against
Other	Latvia	Germany	55-64	male	Bachelor/Master/equivalent	Against
Portugal		Netherlands	45-54	male	Bachelor/Master/equivalent	Against
Sweden	France	France	55-64	female	Bachelor/Master/equivalent	Against
Sweden		Germany	75+	male	Bachelor/Master/equivalent	Against
Sweden		Germany	55-64	male	Bachelor/Master/equivalent	Against
Austria	Netherlands	Austria	35-44	female	Doctoral degree	For
Austria		Germany	65-74	male	Bachelor/Master/equivalent	For
Austria	Latvia	Germany	75+	male	Not completed primary education	For

Citizenship1	Citizenship2	Residence	Age	Gender	Education	Vote
Belgium		Austria	55-64	male	Bachelor/Master/equivalent	For
Belgium	Latvia	Belgium	16-24	male	Bachelor/Master/equivalent	For
Belgium		Croatia	55-64	male	Bachelor/Master/equivalent	For
Belgium	Other	France	65-74	male	Doctoral degree	For
Belgium		Germany	35-44	male	Doctoral degree	For
Belgium	Belgium	Latvia	25-34	male	Not completed primary education	For
Belgium	Belgium	Latvia	25-34	male	Not completed primary education	For
Belgium		Netherlands	25-34	non-bin	Bachelor/Master/equivalent	For
Belgium		Poland	25-34	male	Bachelor/Master/equivalent	For
Belgium	Italy	Portugal	35-44	male	Bachelor/Master/equivalent	For
Belgium		Portugal	55-64	male	Bachelor/Master/equivalent	For
Belgium		Spain	55-64	male	Completed primary education	For
Bulgaria	Czechia	Czechia	16-24	male	Doctoral degree	For
Denmark	Poland	Belgium	35-44	male	Bachelor/Master/equivalent	For
Denmark		France	75+	male	Bachelor/Master/equivalent	For
France		Czechia	25-34	female	Bachelor/Master/equivalent	For
Germany	Other	Belgium	45-54	female	Bachelor/Master/equivalent	For
Germany	Other	Finland	35-44	male	Doctoral degree	For
Germany	Latvia	Germany	65-74	male	Bachelor/Master/equivalent	For
Germany	Romania	Germany	45-54	male	Completed primary education	For
Hungary		Belgium	35-44	male	Bachelor/Master/equivalent	For
Ireland		Belgium	45-54	male	Bachelor/Master/equivalent	For
Ireland	Latvia	Ireland	45-54	female	Bachelor/Master/equivalent	For
Italy		Belgium	35-44	male	Vocational training	For
Italy	Lithuania	Lithuania	35-44	female	Doctoral degree	For
Latvia		Austria	35-44	female	Bachelor/Master/equivalent	For

Citizenship1	Citizenship2	Residence	Age	Gender	Education	Vote
Latvia		Belgium	45-54	male	Bachelor/Master/equivalent	For
Latvia		Belgium	35-44	female	Bachelor/Master/equivalent	For
Latvia		Belgium	35-44	female	Bachelor/Master/equivalent	For
Latvia		Belgium	16-24	male	Not completed primary education	For
Latvia		Belgium	16-24	non-bin	Not completed primary education	For
Latvia	Hungary	Belgium	16-24	male	Completed primary education	For
Latvia		Belgium	16-24	male	Not completed primary education	For
Latvia		Belgium	16-24	female	Not completed primary education	For
Latvia		Belgium	16-24	female	Not completed primary education	For
Latvia		Belgium	16-24	female	Not completed primary education	For
Latvia		Belgium	16-24	female	Completed primary education	For
Latvia		Belgium	16-24	female	Completed primary education	For
Latvia		Belgium	16-24	male	Not completed primary education	For
Latvia	Other	Belgium	16-24	male	Not completed primary education	For
Latvia		Belgium	16-24	male	Completed primary education	For
Latvia		Belgium	16-24	male	Completed primary education	For
Latvia		Belgium	16-24	male	Not completed primary education	For
Latvia	Belgium	Belgium	25-34	male	Not completed primary education	For
Latvia	Belgium	Belgium	45-54	female	Not completed primary education	For
Latvia		Belgium	45-54	female	Not completed primary education	For
Latvia	Belgium	Belgium	25-34	female	Not completed primary education	For
Latvia		Belgium	25-34	female	Bachelor/Master/equivalent	For
Latvia	Belgium	Belgium	55-64	male	Bachelor/Master/equivalent	For
Latvia		Belgium	45-54	female	Bachelor/Master/equivalent	For
Latvia		Croatia	45-54	male	Bachelor/Master/equivalent	For
Latvia		Denmark	55-64	female	Bachelor/Master/equivalent	For

Citizenship1	Citizenship2	Residence	Age	Gender	Education	Vote
Latvia		Denmark	35-44	female	Bachelor/Master/equivalent	For
Latvia		Denmark	25-34	female	Bachelor/Master/equivalent	For
Latvia	Denmark	Denmark	35-44	female	Bachelor/Master/equivalent	For
Latvia	Latvia	Denmark	45-54	female	Bachelor/Master/equivalent	For
Latvia		Denmark	45-54	female	Bachelor/Master/equivalent	For
Latvia		France	25-34	female	Bachelor/Master/equivalent	For
Latvia		France	16-24	male	Bachelor/Master/equivalent	For
Latvia		France	25-34	female	Doctoral degree	For
Latvia	Other	France	55-64	female	Bachelor/Master/equivalent	For
Latvia		France	65-74	female	Doctoral degree	For
Latvia		France	35-44	male	Completed primary education	For
Latvia		France	45-54	female	Not completed primary education	For
Latvia		France	45-54	female	Vocational training	For
Latvia		France	35-44	female	Bachelor/Master/equivalent	For
Latvia	Germany	Germany	25-34	female	Bachelor/Master/equivalent	For
Latvia	Germany	Germany	35-44	female	Bachelor/Master/equivalent	For
Latvia		Germany	35-44	male	No answer	For
Latvia		Germany	45-54	female	Not completed primary education	For
Latvia		Germany	25-34	female	Doctoral degree	For
Latvia	Germany	Germany	16-24	male	Completed primary education	For
Latvia		Germany	16-24	female	Vocational training	For
Latvia		Germany	55-64	male	Not completed primary education	For
Latvia	Germany	Germany	35-44	female	No answer	For
Latvia		Germany	45-54	male	Vocational training	For
Latvia		Germany	35-44	female	Vocational training	For
Latvia		Germany	45-54	male	No answer	For

Citizenship1	Citizenship2	Residence	Age	Gender	Education	Vote
Latvia		Germany	16-24	male	Bachelor/Master/equivalent	For
Latvia	Latvia	Germany	25-34	male	Not completed primary education	For
Latvia		Germany	35-44	male	Bachelor/Master/equivalent	For
Latvia	Latvia	Germany	45-54	female	Not completed primary education	For
Latvia	Latvia	Germany	25-34	male	Not completed primary education	For
Latvia	Latvia	Germany	25-34	male	Not completed primary education	For
Latvia	Germany	Germany	45-54	male	Completed primary education	For
Latvia		Germany	35-44	female	Bachelor/Master/equivalent	For
Latvia		Germany	35-44	female	Bachelor/Master/equivalent	For
Latvia		Germany	55-64	female	Bachelor/Master/equivalent	For
Latvia		Germany	35-44	male	Bachelor/Master/equivalent	For
Latvia	Germany	Germany	25-34	male	Not completed primary education	For
Latvia		Germany	55-64	female	Bachelor/Master/equivalent	For
Latvia		Germany	45-54	female	Bachelor/Master/equivalent	For
Latvia	Germany	Germany	16-24	male	Not completed primary education	For
Latvia		Germany	35-44	female	Not completed primary education	For
Latvia		Germany	35-44	male	Not completed primary education	For
Latvia		Germany	16-24	female	Bachelor/Master/equivalent	For
Latvia		Germany	16-24	female	Completed primary education	For
Latvia		Germany	45-54	female	No answer	For
Latvia	Germany	Germany	16-24	male	Completed primary education	For
Latvia		Germany	55-64	female	Bachelor/Master/equivalent	For
Latvia	Germany	Germany	16-24	male	Vocational training	For
Latvia	Germany	Germany	16-24	female	Bachelor/Master/equivalent	For
Latvia		Germany	75+	male	Vocational training	For
Latvia		Ireland	35-44	female	Bachelor/Master/equivalent	For

Citizenship1	Citizenship2	Residence	Age	Gender	Education	Vote
Latvia		Ireland	35-44	female	Vocational training	For
Latvia		Ireland	45-54	female	Bachelor/Master/equivalent	For
Latvia		Ireland	45-54	male	Bachelor/Master/equivalent	For
Latvia	Ireland	Ireland	35-44	male	Bachelor/Master/equivalent	For
Latvia		Italy	35-44	male	Vocational training	For
Latvia		Italy	35-44	female	Bachelor/Master/equivalent	For
Latvia		Italy	45-54	female	Bachelor/Master/equivalent	For
Latvia		Italy	45-54	male	Bachelor/Master/equivalent	For
Latvia	Cyprus	Latvia	25-34	male	Vocational training	For
Latvia	Other	Latvia	16-24	male	Bachelor/Master/equivalent	For
Latvia	Other	Latvia	55-64	female	Doctoral degree	For
Latvia	Other	Latvia	75+	male	Doctoral degree	For
Latvia	Other	Latvia	75+	female	Bachelor/Master/equivalent	For
Latvia	Other	Latvia	65-74	female	Bachelor/Master/equivalent	For
Latvia	Other	Latvia	45-54	female	Bachelor/Master/equivalent	For
Latvia		Luxembourg	35-44	female	Bachelor/Master/equivalent	For
Latvia		Luxembourg	45-54	female	Bachelor/Master/equivalent	For
Latvia		Luxembourg	45-54	female	Doctoral degree	For
Latvia		Netherlands	35-44	male	No answer	For
Latvia		Netherlands	45-54	female	Bachelor/Master/equivalent	For
Latvia	Netherlands	Netherlands	25-34	male	Bachelor/Master/equivalent	For
Latvia	Netherlands	Netherlands	35-44	female	Completed primary education	For
Latvia	Other	Other	35-44	female	Bachelor/Master/equivalent	For
Latvia		Other	75+	male	Doctoral degree	For
Latvia	Other	Other	65-74	male	Bachelor/Master/equivalent	For
Latvia	Other	Other	45-54	female	Bachelor/Master/equivalent	For

Citizenship1	Citizenship2	Residence	Age	Gender	Education	Vote
Latvia		Other	35-44	female	Completed primary education	For
Latvia		Other	35-44	female	Bachelor/Master/equivalent	For
Latvia	Other	Other	55-64	female	Bachelor/Master/equivalent	For
Latvia		Other	45-54	male	Bachelor/Master/equivalent	For
Latvia	Other	Other	75+	male	Bachelor/Master/equivalent	For
Latvia	Other	Other	65-74	female	Bachelor/Master/equivalent	For
Latvia		Other	25-34	female	Bachelor/Master/equivalent	For
Latvia	Other	Other	65-74	female	Bachelor/Master/equivalent	For
Latvia	Other	Other	75+	female	Bachelor/Master/equivalent	For
Latvia		Other	45-54	female	Bachelor/Master/equivalent	For
Latvia	Latvia	Other	75+	male	Bachelor/Master/equivalent	For
Latvia	Other	Other	16-24	male	Bachelor/Master/equivalent	For
Latvia		Other	25-34	female	Completed primary education	For
Latvia	Latvia	Other	35-44	female	Vocational training	For
Latvia	Other	Other	55-64	female	Bachelor/Master/equivalent	For
Latvia		Other	35-44	female	Bachelor/Master/equivalent	For
Latvia	Other	Other	75+	female	Doctoral degree	For
Latvia		Other	55-64	male	Bachelor/Master/equivalent	For
Latvia	Other	Other	35-44	female	Completed primary education	For
Latvia		Other	65-74	male	Bachelor/Master/equivalent	For
Latvia		Other	25-34	female	Bachelor/Master/equivalent	For
Latvia		Other	35-44	male	Bachelor/Master/equivalent	For
Latvia	Other	Other	35-44	female	Bachelor/Master/equivalent	For
Latvia	Other	Other	65-74	female	Bachelor/Master/equivalent	For
Latvia		Other	35-44	male	No answer	For
Latvia	Other	Other	55-64	male	Bachelor/Master/equivalent	For

Citizenship1	Citizenship2	Residence	Age	Gender	Education	Vote
Latvia	Other	Other	65-74	male	Bachelor/Master/equivalent	For
Latvia		Other	35-44	female	Bachelor/Master/equivalent	For
Latvia	Other	Other	65-74	female	Bachelor/Master/equivalent	For
Latvia	Other	Other	65-74	female	Doctoral degree	For
Latvia		Other	25-34	female	Bachelor/Master/equivalent	For
Latvia		Other	35-44	female	Bachelor/Master/equivalent	For
Latvia		Other	35-44	male	Bachelor/Master/equivalent	For
Latvia		Spain	35-44	male	Bachelor/Master/equivalent	For
Latvia		Spain	16-24	male	Bachelor/Master/equivalent	For
Latvia		Spain	45-54	female	Bachelor/Master/equivalent	For
Latvia		Spain	65-74	female	Bachelor/Master/equivalent	For
Latvia	Latvia	Sweden	65-74	female	Doctoral degree	For
Latvia		Sweden	35-44	female	Bachelor/Master/equivalent	For
Latvia		Sweden	45-54	female	Bachelor/Master/equivalent	For
Latvia		Sweden	55-64	male	Bachelor/Master/equivalent	For
Latvia	Sweden	Sweden	45-54	female	Bachelor/Master/equivalent	For
Latvia	Sweden	Sweden	65-74	male	Bachelor/Master/equivalent	For
Latvia	Sweden	Sweden	16-24	female	Not completed primary education	For
Latvia	Sweden	Sweden	35-44	female	Bachelor/Master/equivalent	For
Latvia		Sweden	25-34	female	Bachelor/Master/equivalent	For
Latvia		Sweden	45-54	male	Bachelor/Master/equivalent	For
Malta		Belgium	45-54	male	Bachelor/Master/equivalent	For
Moldova	Ukraine	Ukraine	45-54	male	Doctoral degree	For
Netherlands	Austria	Austria	16-24	male	Bachelor/Master/equivalent	For
Netherlands	Latvia	Netherlands	35-44	female	Bachelor/Master/equivalent	For
Other		Belgium	75+	female	Bachelor/Master/equivalent	For

Citizenship1	Citizenship2	Residence	Age	Gender	Education	Vote
Other		Germany	35-44	male	Vocational training	For
Other	Latvia	Other	55-64	female	Not completed primary education	For
Other		Poland	16-24	male	Vocational training	For
Poland	Latvia	Poland	25-34	female	Bachelor/Master/equivalent	For
Portugal		Estonia	35-44	male	Bachelor/Master/equivalent	For
Slovenia	Belgium	Belgium	35-44	male	Doctoral degree	For
Slovenia		Germany	35-44	male	Doctoral degree	For
Sweden		Austria	55-64	female	Bachelor/Master/equivalent	For
Sweden		Belgium	65-74	male	Bachelor/Master/equivalent	For
Sweden		Belgium	55-64	female	Bachelor/Master/equivalent	For
Sweden		Belgium	75+	male	Bachelor/Master/equivalent	For
Sweden	Denmark	Belgium	35-44	non-bin	Bachelor/Master/equivalent	For
Sweden	Denmark	Denmark	45-54	male	Bachelor/Master/equivalent	For
Sweden		France	65-74	male	Doctoral degree	For
Sweden	France	France	55-64	female	Bachelor/Master/equivalent	For
Sweden	France	France	75+	female	Bachelor/Master/equivalent	For
Sweden		France	55-64	female	Bachelor/Master/equivalent	For
Sweden	France	France	45-54	female	Bachelor/Master/equivalent	For
Sweden		France	65-74	female	Bachelor/Master/equivalent	For
Sweden		Germany	35-44	male	Doctoral degree	For
Sweden		Germany	65-74	female	Vocational training	For
Sweden		Germany	75+	male	Vocational training	For
Sweden		Germany	75+	female	Bachelor/Master/equivalent	For
Sweden		Greece	75+	male	Doctoral degree	For
Sweden		Greece	75+	female	Completed primary education	For
Sweden		Italy	55-64	female	Bachelor/Master/equivalent	For

Citizenship1	Citizenship2	Residence	Age	Gender	Education	Vote
Sweden		Italy	45-54	female	Bachelor/Master/equivalent	For
Sweden		Italy	35-44	female	Bachelor/Master/equivalent	For
Sweden	Italy	Italy	45-54	female	Not completed primary education	For
Sweden	Latvia	Latvia	65-74	male	No answer	For
Sweden		Netherlands	45-54	male	Bachelor/Master/equivalent	For
Sweden		Netherlands	75+	female	Bachelor/Master/equivalent	For
Sweden	Finland	Netherlands	55-64	female	Bachelor/Master/equivalent	For
Sweden		Other	45-54	female	Bachelor/Master/equivalent	For
Sweden		Other	45-54	male	Bachelor/Master/equivalent	For
Sweden		Portugal	65-74	male	Bachelor/Master/equivalent	For
Sweden		Portugal	65-74	male	Completed primary education	For
Sweden		Portugal	55-64	female	Completed primary education	For
Sweden		Portugal	65-74	female	Bachelor/Master/equivalent	For
Sweden		Spain	75+	female	Bachelor/Master/equivalent	For
Sweden		Spain	45-54	female	Doctoral degree	For
Sweden		Spain	75+	female	Bachelor/Master/equivalent	For
Sweden		Spain	55-64	male	Bachelor/Master/equivalent	For
Sweden		Spain	16-24	male	Bachelor/Master/equivalent	For

10. Should the EU have dedicated funding opportunities for civil society organisations that represent mobile EU citizens?

Citizenship1	Citizenship2	Residence	Age	Gender	Education	Vote
Belgium		Sweden	35-44	female	Bachelor/Master/equivalent	Against
Germany	Other	Finland	35-44	male	Doctoral degree	Against
Latvia		Belgium	45-54	male	Bachelor/Master/equivalent	Against

Citizenship1	Citizenship2	Residence	Age	Gender	Education	Vote
Latvia		Belgium	35-44	female	Bachelor/Master/equivalent	Against
Latvia		Belgium	16-24	male	Not completed primary education	Against
Latvia		Croatia	55-64	female	Bachelor/Master/equivalent	Against
Latvia		Germany	16-24	male	Doctoral degree	Against
Latvia		Germany	65-74	male	Bachelor/Master/equivalent	Against
Latvia		Germany	65-74	female	Vocational training	Against
Latvia	Germany	Germany	35-44	female	Bachelor/Master/equivalent	Against
Latvia		Germany	35-44	female	Bachelor/Master/equivalent	Against
Latvia		Germany	35-44	male	Bachelor/Master/equivalent	Against
Latvia		Germany	55-64	female	Bachelor/Master/equivalent	Against
Latvia		Ireland	65-74	female	Completed primary education	Against
Latvia	Other	Latvia	75+	female	Not completed primary education	Against
Latvia	Other	Latvia	75+	male	Doctoral degree	Against
Latvia	Other	Latvia	65-74	female	Bachelor/Master/equivalent	Against
Latvia		Other	45-54	male	Bachelor/Master/equivalent	Against
Latvia	Other	Other	75+	male	Bachelor/Master/equivalent	Against
Latvia	Latvia	Other	75+	male	Bachelor/Master/equivalent	Against
Latvia	Other	Other	16-24	male	Bachelor/Master/equivalent	Against
Latvia	Other	Other	55-64	female	Bachelor/Master/equivalent	Against
Latvia		Other	35-44	female	Bachelor/Master/equivalent	Against
Latvia		Sweden	55-64	male	Bachelor/Master/equivalent	Against
Moldova	Ukraine	Ukraine	45-54	male	Doctoral degree	Against
Netherlands		Belgium	25-34	female	Bachelor/Master/equivalent	Against
Other		Germany	35-44	male	Vocational training	Against
Portugal		Netherlands	45-54	male	Bachelor/Master/equivalent	Against
Sweden		Belgium	65-74	male	Bachelor/Master/equivalent	Against

Citizenship1	Citizenship2	Residence	Age	Gender	Education	Vote
Sweden		Belgium	55-64	female	Bachelor/Master/equivalent	Against
Sweden	France	France	55-64	female	Bachelor/Master/equivalent	Against
Sweden	France	France	75+	female	Bachelor/Master/equivalent	Against
Sweden		Italy	45-54	female	Bachelor/Master/equivalent	Against
Sweden	Latvia	Latvia	65-74	male	No answer	Against
Sweden		Spain	75+	female	Bachelor/Master/equivalent	Against
Sweden		Spain	16-24	male	Bachelor/Master/equivalent	Against
Austria	Netherlands	Austria	35-44	female	Doctoral degree	For
Austria		Germany	65-74	male	Bachelor/Master/equivalent	For
Austria	Latvia	Germany	75+	male	Not completed primary education	For
Belgium		Austria	55-64	male	Bachelor/Master/equivalent	For
Belgium	Latvia	Belgium	16-24	male	Bachelor/Master/equivalent	For
Belgium		Croatia	55-64	male	Bachelor/Master/equivalent	For
Belgium	Other	France	65-74	male	Doctoral degree	For
Belgium		Germany	35-44	male	Doctoral degree	For
Belgium	Belgium	Latvia	25-34	male	Not completed primary education	For
Belgium	Belgium	Latvia	25-34	male	Not completed primary education	For
Belgium		Netherlands	25-34	non-bin	Bachelor/Master/equivalent	For
Belgium		Poland	25-34	male	Bachelor/Master/equivalent	For
Belgium	Italy	Portugal	35-44	male	Bachelor/Master/equivalent	For
Belgium		Portugal	55-64	male	Bachelor/Master/equivalent	For
Belgium		Spain	55-64	male	Completed primary education	For
Bulgaria	Czechia	Czechia	16-24	male	Doctoral degree	For
Croatia	Belgium	Belgium	35-44	female	Bachelor/Master/equivalent	For
Denmark	Poland	Belgium	35-44	male	Bachelor/Master/equivalent	For
Denmark		France	75+	male	Bachelor/Master/equivalent	For

Citizenship1	Citizenship2	Residence	Age	Gender	Education	Vote
Germany	Other	Belgium	45-54	female	Bachelor/Master/equivalent	For
Germany	Latvia	Germany	65-74	male	Bachelor/Master/equivalent	For
Germany	Romania	Germany	45-54	male	Completed primary education	For
Ireland		Belgium	45-54	male	Bachelor/Master/equivalent	For
Ireland	Latvia	Ireland	45-54	female	Bachelor/Master/equivalent	For
Italy		Belgium	35-44	male	Vocational training	For
Italy	Lithuania	Lithuania	35-44	female	Doctoral degree	For
Latvia		Belgium	35-44	female	Bachelor/Master/equivalent	For
Latvia		Belgium	16-24	male	Bachelor/Master/equivalent	For
Latvia		Belgium	35-44	female	Bachelor/Master/equivalent	For
Latvia		Belgium	16-24	male	Not completed primary education	For
Latvia		Belgium	16-24	non-bin	Not completed primary education	For
Latvia		Belgium	16-24	male	Not completed primary education	For
Latvia	Other	Belgium	16-24	male	Not completed primary education	For
Latvia		Belgium	16-24	male	Completed primary education	For
Latvia		Belgium	16-24	male	Completed primary education	For
Latvia		Belgium	16-24	male	Not completed primary education	For
Latvia	Belgium	Belgium	25-34	male	Not completed primary education	For
Latvia	Belgium	Belgium	45-54	female	Not completed primary education	For
Latvia		Belgium	45-54	female	Not completed primary education	For
Latvia	Belgium	Belgium	25-34	female	Not completed primary education	For
Latvia		Belgium	25-34	female	Bachelor/Master/equivalent	For
Latvia		Belgium	25-34	female	Bachelor/Master/equivalent	For
Latvia	Belgium	Belgium	55-64	male	Bachelor/Master/equivalent	For
Latvia		Belgium	45-54	female	Bachelor/Master/equivalent	For
Latvia		Croatia	45-54	male	Bachelor/Master/equivalent	For

Citizenship1	Citizenship2	Residence	Age	Gender	Education	Vote
Latvia	Latvia	Denmark	45-54	female	Bachelor/Master/equivalent	For
Latvia		Finland	35-44	female	Bachelor/Master/equivalent	For
Latvia		France	25-34	female	Bachelor/Master/equivalent	For
Latvia		France	16-24	male	Bachelor/Master/equivalent	For
Latvia		France	25-34	female	Doctoral degree	For
Latvia		France	45-54	female	Completed primary education	For
Latvia	Other	France	55-64	female	Bachelor/Master/equivalent	For
Latvia		France	65-74	female	Doctoral degree	For
Latvia		France	35-44	female	Bachelor/Master/equivalent	For
Latvia	Germany	Germany	25-34	female	Bachelor/Master/equivalent	For
Latvia	Germany	Germany	35-44	female	Bachelor/Master/equivalent	For
Latvia		Germany	35-44	male	No answer	For
Latvia	Germany	Germany	16-24	male	Completed primary education	For
Latvia		Germany	16-24	female	Vocational training	For
Latvia		Germany	55-64	male	Not completed primary education	For
Latvia	Germany	Germany	35-44	female	No answer	For
Latvia		Germany	35-44	female	Vocational training	For
Latvia		Germany	45-54	male	No answer	For
Latvia	Latvia	Germany	25-34	male	Not completed primary education	For
Latvia		Germany	35-44	male	Bachelor/Master/equivalent	For
Latvia	Latvia	Germany	45-54	female	Not completed primary education	For
Latvia	Latvia	Germany	25-34	male	Not completed primary education	For
Latvia	Latvia	Germany	25-34	male	Not completed primary education	For
Latvia	Germany	Germany	45-54	male	Completed primary education	For
Latvia		Germany	55-64	female	Bachelor/Master/equivalent	For
Latvia		Germany	25-34	female	Bachelor/Master/equivalent	For

Citizenship1	Citizenship2	Residence	Age	Gender	Education	Vote
Latvia	Germany	Germany	25-34	male	Not completed primary education	For
Latvia	Germany	Germany	16-24	male	Not completed primary education	For
Latvia		Germany	35-44	female	Not completed primary education	For
Latvia		Germany	35-44	male	Not completed primary education	For
Latvia		Germany	16-24	female	Bachelor/Master/equivalent	For
Latvia		Germany	16-24	female	Completed primary education	For
Latvia		Germany	45-54	female	No answer	For
Latvia	Germany	Germany	16-24	male	Completed primary education	For
Latvia		Germany	55-64	female	Bachelor/Master/equivalent	For
Latvia	Germany	Germany	16-24	male	Vocational training	For
Latvia	Germany	Germany	16-24	female	Bachelor/Master/equivalent	For
Latvia		Germany	75+	male	Vocational training	For
Latvia		Ireland	35-44	female	Bachelor/Master/equivalent	For
Latvia		Ireland	35-44	female	Vocational training	For
Latvia	Ireland	Ireland	35-44	female	Doctoral degree	For
Latvia		Ireland	45-54	female	Vocational training	For
Latvia		Ireland	45-54	male	Bachelor/Master/equivalent	For
Latvia	Ireland	Ireland	35-44	male	Bachelor/Master/equivalent	For
Latvia		Italy	35-44	male	Vocational training	For
Latvia		Italy	45-54	female	Bachelor/Master/equivalent	For
Latvia		Italy	45-54	male	Bachelor/Master/equivalent	For
Latvia	Cyprus	Latvia	25-34	male	Vocational training	For
Latvia	Other	Latvia	55-64	female	Doctoral degree	For
Latvia	Other	Latvia	75+	female	Bachelor/Master/equivalent	For
Latvia		Luxembourg	35-44	female	Bachelor/Master/equivalent	For
Latvia		Luxembourg	45-54	female	Bachelor/Master/equivalent	For

Citizenship1	Citizenship2	Residence	Age	Gender	Education	Vote
Latvia		Luxembourg	45-54	female	Doctoral degree	For
Latvia	Netherlands	Netherlands	25-34	male	Bachelor/Master/equivalent	For
Latvia	Netherlands	Netherlands	35-44	female	Completed primary education	For
Latvia	Other	Other	35-44	female	Bachelor/Master/equivalent	For
Latvia		Other	75+	male	Doctoral degree	For
Latvia	Other	Other	65-74	male	Bachelor/Master/equivalent	For
Latvia		Other	35-44	female	Completed primary education	For
Latvia	Other	Other	65-74	female	Bachelor/Master/equivalent	For
Latvia		Other	25-34	female	Bachelor/Master/equivalent	For
Latvia	Other	Other	65-74	female	Bachelor/Master/equivalent	For
Latvia		Other	45-54	female	Bachelor/Master/equivalent	For
Latvia	Other	Other	65-74	male	Bachelor/Master/equivalent	For
Latvia		Other	25-34	female	Completed primary education	For
Latvia	Latvia	Other	35-44	female	Vocational training	For
Latvia		Other	35-44	female	Bachelor/Master/equivalent	For
Latvia	Other	Other	55-64	male	Bachelor/Master/equivalent	For
Latvia		Other	55-64	male	Bachelor/Master/equivalent	For
Latvia		Other	25-34	female	Bachelor/Master/equivalent	For
Latvia		Other	35-44	male	Bachelor/Master/equivalent	For
Latvia	Other	Other	35-44	female	Bachelor/Master/equivalent	For
Latvia	Other	Other	65-74	female	Bachelor/Master/equivalent	For
Latvia		Other	35-44	male	No answer	For
Latvia	Other	Other	55-64	male	Bachelor/Master/equivalent	For
Latvia	Other	Other	65-74	male	Bachelor/Master/equivalent	For
Latvia	Other	Other	65-74	female	Bachelor/Master/equivalent	For
Latvia		Other	25-34	female	Bachelor/Master/equivalent	For

Citizenship1	Citizenship2	Residence	Age	Gender	Education	Vote
Latvia		Portugal	25-34	female	Bachelor/Master/equivalent	For
Latvia		Spain	35-44	male	Bachelor/Master/equivalent	For
Latvia		Spain	16-24	male	Bachelor/Master/equivalent	For
Latvia		Spain	45-54	female	Bachelor/Master/equivalent	For
Latvia		Spain	65-74	female	Bachelor/Master/equivalent	For
Latvia	Latvia	Sweden	65-74	female	Doctoral degree	For
Latvia	Sweden	Sweden	45-54	female	Bachelor/Master/equivalent	For
Latvia	Sweden	Sweden	65-74	male	Bachelor/Master/equivalent	For
Latvia	Sweden	Sweden	16-24	female	Not completed primary education	For
Latvia	Sweden	Sweden	35-44	female	Bachelor/Master/equivalent	For
Latvia		Sweden	25-34	female	Bachelor/Master/equivalent	For
Latvia		Sweden	45-54	male	Bachelor/Master/equivalent	For
Malta		Belgium	45-54	male	Bachelor/Master/equivalent	For
Netherlands	Austria	Austria	16-24	male	Bachelor/Master/equivalent	For
Other		Belgium	75+	female	Bachelor/Master/equivalent	For
Other	Latvia	Other	55-64	female	Not completed primary education	For
Other		Poland	16-24	male	Vocational training	For
Poland	Latvia	Poland	25-34	female	Bachelor/Master/equivalent	For
Portugal		Estonia	35-44	male	Bachelor/Master/equivalent	For
Slovenia	Belgium	Belgium	35-44	male	Doctoral degree	For
Slovenia		Germany	35-44	male	Doctoral degree	For
Sweden		Austria	55-64	female	Bachelor/Master/equivalent	For
Sweden		Belgium	75+	male	Bachelor/Master/equivalent	For
Sweden	Denmark	Belgium	35-44	non-bin	Bachelor/Master/equivalent	For
Sweden	Denmark	Denmark	45-54	male	Bachelor/Master/equivalent	For
Sweden		France	65-74	male	Doctoral degree	For

Citizenship1	Citizenship2	Residence	Age	Gender	Education	Vote
Sweden		France	55-64	female	Bachelor/Master/equivalent	For
Sweden	France	France	45-54	female	Bachelor/Master/equivalent	For
Sweden		France	65-74	female	Bachelor/Master/equivalent	For
Sweden	France	France	55-64	female	Bachelor/Master/equivalent	For
Sweden		Germany	35-44	male	Doctoral degree	For
Sweden		Germany	65-74	female	Vocational training	For
Sweden		Germany	75+	male	Bachelor/Master/equivalent	For
Sweden		Germany	75+	male	Vocational training	For
Sweden		Germany	75+	female	Bachelor/Master/equivalent	For
Sweden		Germany	55-64	male	Bachelor/Master/equivalent	For
Sweden		Greece	75+	male	Doctoral degree	For
Sweden		Greece	75+	female	Completed primary education	For
Sweden		Italy	55-64	female	Bachelor/Master/equivalent	For
Sweden		Italy	35-44	female	Bachelor/Master/equivalent	For
Sweden	Italy	Italy	45-54	female	Not completed primary education	For
Sweden	Finland	Netherlands	55-64	female	Bachelor/Master/equivalent	For
Sweden		Other	45-54	female	Bachelor/Master/equivalent	For
Sweden		Other	45-54	male	Bachelor/Master/equivalent	For
Sweden		Portugal	65-74	male	Bachelor/Master/equivalent	For
Sweden		Spain	75+	female	Bachelor/Master/equivalent	For
Sweden		Spain	45-54	female	Doctoral degree	For
Sweden		Spain	55-64	male	Bachelor/Master/equivalent	For

11. Should the EU propose free movement legislation requiring all Member States to recognise same-sex partners from another Member State?

Citizenship1	Citizenship2	Residence	Age	Gender	Education	Vote
Belgium	Latvia	Belgium	16-24	male	Bachelor/Master/equivalent	Against
Belgium		Poland	25-34	male	Bachelor/Master/equivalent	Against
Bulgaria	Czechia	Czechia	16-24	male	Doctoral degree	Against
Bulgaria	Czechia	Czechia	16-24	male	Doctoral degree	Against
Germany	Other	Finland	35-44	male	Doctoral degree	Against
Latvia		Belgium	35-44	female	Bachelor/Master/equivalent	Against
Latvia		Belgium	16-24	male	Not completed primary education	Against
Latvia	Other	Belgium	16-24	male	Not completed primary education	Against
Latvia	Other	Belgium	16-24	male	Not completed primary education	Against
Latvia		Belgium	16-24	male	Completed primary education	Against
Latvia		Belgium	16-24	male	Completed primary education	Against
Latvia		Belgium	16-24	male	Not completed primary education	Against
Latvia		Croatia	55-64	female	Bachelor/Master/equivalent	Against
Latvia		Denmark	45-54	female	Bachelor/Master/equivalent	Against
Latvia		France	45-54	female	Completed primary education	Against
Latvia		France	65-74	female	Doctoral degree	Against
Latvia		Germany	65-74	male	Bachelor/Master/equivalent	Against
Latvia		Germany	65-74	female	Vocational training	Against
Latvia	Germany	Germany	45-54	male	Completed primary education	Against
Latvia	Ireland	Ireland	35-44	male	Bachelor/Master/equivalent	Against
Latvia	Other	Latvia	45-54	female	Bachelor/Master/equivalent	Against
Latvia		Other	25-34	female	Bachelor/Master/equivalent	Against
Latvia		Sweden	35-44	female	Bachelor/Master/equivalent	Against
Latvia		Sweden	55-64	male	Bachelor/Master/equivalent	Against

Citizenship1	Citizenship2	Residence	Age	Gender	Education	Vote
Lithuania	Latvia	Latvia	35-44	male	Bachelor/Master/equivalent	Against
Moldova	Ukraine	Ukraine	45-54	male	Doctoral degree	Against
Netherlands	Latvia	Netherlands	35-44	female	Bachelor/Master/equivalent	Against
Slovenia		Germany	35-44	male	Doctoral degree	Against
Sweden	Denmark	Denmark	45-54	male	Bachelor/Master/equivalent	Against
Sweden		Germany	75+	male	Bachelor/Master/equivalent	Against
Sweden		Greece	75+	male	Doctoral degree	Against
Sweden	Latvia	Latvia	65-74	male	No answer	Against
Austria	Netherlands	Austria	35-44	female	Doctoral degree	For
Austria		Germany	65-74	male	Bachelor/Master/equivalent	For
Austria	Latvia	Germany	75+	male	Not completed primary education	For
Belgium		Austria	55-64	male	Bachelor/Master/equivalent	For
Belgium		Croatia	55-64	male	Bachelor/Master/equivalent	For
Belgium	Other	France	65-74	male	Doctoral degree	For
Belgium		Germany	35-44	male	Doctoral degree	For
Belgium	Belgium	Latvia	25-34	male	Not completed primary education	For
Belgium	Belgium	Latvia	25-34	male	Not completed primary education	For
Belgium		Netherlands	25-34	non-bin	Bachelor/Master/equivalent	For
Belgium	Italy	Portugal	35-44	male	Bachelor/Master/equivalent	For
Belgium		Portugal	55-64	male	Bachelor/Master/equivalent	For
Belgium		Sweden	35-44	female	Bachelor/Master/equivalent	For
Croatia	Belgium	Belgium	35-44	female	Bachelor/Master/equivalent	For
Denmark	Poland	Belgium	35-44	male	Bachelor/Master/equivalent	For
Denmark		France	75+	male	Bachelor/Master/equivalent	For
Estonia	Other	Estonia	35-44	female	Completed primary education	For
France		Czechia	25-34	female	Bachelor/Master/equivalent	For

Citizenship1	Citizenship2	Residence	Age	Gender	Education	Vote
Germany	Other	Belgium	45-54	female	Bachelor/Master/equivalent	For
Germany	Latvia	Germany	65-74	male	Bachelor/Master/equivalent	For
Germany	Romania	Germany	45-54	male	Completed primary education	For
Ireland		Belgium	45-54	male	Bachelor/Master/equivalent	For
Ireland	Latvia	Ireland	45-54	female	Bachelor/Master/equivalent	For
Italy		Belgium	35-44	male	Vocational training	For
Italy	Lithuania	Lithuania	35-44	female	Doctoral degree	For
Latvia		Belgium	35-44	female	Bachelor/Master/equivalent	For
Latvia		Belgium	45-54	male	Bachelor/Master/equivalent	For
Latvia	France	Belgium	45-54	female	Bachelor/Master/equivalent	For
Latvia		Belgium	16-24	male	Bachelor/Master/equivalent	For
Latvia		Belgium	45-54	female	Bachelor/Master/equivalent	For
Latvia		Belgium	35-44	female	Bachelor/Master/equivalent	For
Latvia		Belgium	35-44	female	Bachelor/Master/equivalent	For
Latvia		Belgium	16-24	male	Not completed primary education	For
Latvia		Belgium	16-24	non-bin	Not completed primary education	For
Latvia	Hungary	Belgium	16-24	male	Completed primary education	For
Latvia		Belgium	16-24	male	Completed primary education	For
Latvia		Belgium	16-24	female	Completed primary education	For
Latvia		Belgium	16-24	female	Completed primary education	For
Latvia		Belgium	16-24	male	Not completed primary education	For
Latvia	Belgium	Belgium	25-34	male	Not completed primary education	For
Latvia	Belgium	Belgium	45-54	female	Not completed primary education	For
Latvia		Belgium	45-54	female	Not completed primary education	For
Latvia	Belgium	Belgium	25-34	female	Not completed primary education	For
Latvia		Belgium	25-34	female	Bachelor/Master/equivalent	For

Citizenship1	Citizenship2	Residence	Age	Gender	Education	Vote
Latvia		Belgium	25-34	female	Bachelor/Master/equivalent	For
Latvia	Belgium	Belgium	55-64	male	Bachelor/Master/equivalent	For
Latvia		Belgium	45-54	female	Bachelor/Master/equivalent	For
Latvia		Croatia	45-54	male	Bachelor/Master/equivalent	For
Latvia		Denmark	25-34	female	Bachelor/Master/equivalent	For
Latvia	Denmark	Denmark	35-44	female	Bachelor/Master/equivalent	For
Latvia	Latvia	Denmark	45-54	female	Bachelor/Master/equivalent	For
Latvia		Finland	35-44	female	Bachelor/Master/equivalent	For
Latvia		France	25-34	female	Bachelor/Master/equivalent	For
Latvia		France	16-24	male	Bachelor/Master/equivalent	For
Latvia		France	25-34	female	Doctoral degree	For
Latvia	Other	France	55-64	female	Bachelor/Master/equivalent	For
Latvia		France	35-44	male	Completed primary education	For
Latvia		France	45-54	female	Not completed primary education	For
Latvia		France	35-44	female	Bachelor/Master/equivalent	For
Latvia	Germany	Germany	25-34	female	Bachelor/Master/equivalent	For
Latvia	Germany	Germany	35-44	female	Bachelor/Master/equivalent	For
Latvia		Germany	35-44	male	No answer	For
Latvia		Germany	45-54	female	Not completed primary education	For
Latvia		Germany	25-34	female	Doctoral degree	For
Latvia	Germany	Germany	16-24	male	Completed primary education	For
Latvia		Germany	16-24	female	Vocational training	For
Latvia		Germany	55-64	male	Not completed primary education	For
Latvia	Germany	Germany	35-44	female	No answer	For
Latvia		Germany	35-44	female	Vocational training	For
Latvia		Germany	45-54	male	No answer	For

Citizenship1	Citizenship2	Residence	Age	Gender	Education	Vote
Latvia	Latvia	Germany	25-34	male	Not completed primary education	For
Latvia		Germany	35-44	male	Bachelor/Master/equivalent	For
Latvia	Germany	Germany	35-44	female	Bachelor/Master/equivalent	For
Latvia	Latvia	Germany	45-54	female	Not completed primary education	For
Latvia	Latvia	Germany	25-34	male	Not completed primary education	For
Latvia	Latvia	Germany	25-34	male	Not completed primary education	For
Latvia		Germany	65-74	male	Bachelor/Master/equivalent	For
Latvia		Germany	35-44	female	Bachelor/Master/equivalent	For
Latvia		Germany	35-44	male	Bachelor/Master/equivalent	For
Latvia		Germany	25-34	female	Bachelor/Master/equivalent	For
Latvia	Germany	Germany	25-34	male	Not completed primary education	For
Latvia		Germany	55-64	female	Bachelor/Master/equivalent	For
Latvia	Germany	Germany	16-24	male	Not completed primary education	For
Latvia		Germany	35-44	female	Not completed primary education	For
Latvia		Germany	35-44	male	Not completed primary education	For
Latvia		Germany	16-24	female	Bachelor/Master/equivalent	For
Latvia		Germany	16-24	female	Completed primary education	For
Latvia		Germany	45-54	female	No answer	For
Latvia	Germany	Germany	16-24	male	Completed primary education	For
Latvia		Germany	55-64	female	Bachelor/Master/equivalent	For
Latvia	Germany	Germany	16-24	male	Vocational training	For
Latvia	Germany	Germany	16-24	female	Bachelor/Master/equivalent	For
Latvia		Germany	75+	male	Vocational training	For
Latvia		Ireland	35-44	female	No answer	For
Latvia		Ireland	35-44	female	Bachelor/Master/equivalent	For
Latvia		Ireland	35-44	female	Vocational training	For

Citizenship1	Citizenship2	Residence	Age	Gender	Education	Vote
Latvia	Ireland	Ireland	35-44	female	Doctoral degree	For
Latvia		Ireland	45-54	male	Bachelor/Master/equivalent	For
Latvia		Ireland	65-74	female	Completed primary education	For
Latvia		Italy	35-44	male	Vocational training	For
Latvia		Italy	35-44	female	Bachelor/Master/equivalent	For
Latvia		Italy	45-54	male	Bachelor/Master/equivalent	For
Latvia	Cyprus	Latvia	25-34	male	Vocational training	For
Latvia	Germany	Latvia	65-74	female	Bachelor/Master/equivalent	For
Latvia	Other	Latvia	55-64	female	Doctoral degree	For
Latvia	Other	Latvia	75+	female	Not completed primary education	For
Latvia	Other	Latvia	75+	male	Doctoral degree	For
Latvia	Other	Latvia	75+	female	Bachelor/Master/equivalent	For
Latvia	Other	Latvia	65-74	female	Bachelor/Master/equivalent	For
Latvia		Luxembourg	35-44	female	Bachelor/Master/equivalent	For
Latvia		Luxembourg	45-54	female	Bachelor/Master/equivalent	For
Latvia		Luxembourg	35-44	female	Bachelor/Master/equivalent	For
Latvia		Netherlands	35-44	male	No answer	For
Latvia		Netherlands	45-54	female	Bachelor/Master/equivalent	For
Latvia		Netherlands	45-54	female	Bachelor/Master/equivalent	For
Latvia	Netherlands	Netherlands	25-34	male	Bachelor/Master/equivalent	For
Latvia	Netherlands	Netherlands	35-44	female	Completed primary education	For
Latvia	Other	Other	35-44	female	Bachelor/Master/equivalent	For
Latvia		Other	75+	male	Doctoral degree	For
Latvia	Other	Other	65-74	male	Bachelor/Master/equivalent	For
Latvia		Other	35-44	female	Completed primary education	For
Latvia		Other	45-54	male	Bachelor/Master/equivalent	For

Citizenship1	Citizenship2	Residence	Age	Gender	Education	Vote
Latvia	Other	Other	75+	male	Bachelor/Master/equivalent	For
Latvia		Other	45-54	female	Bachelor/Master/equivalent	For
Latvia		Other	45-54	female	Bachelor/Master/equivalent	For
Latvia	Other	Other	65-74	female	Bachelor/Master/equivalent	For
Latvia		Other	25-34	female	Bachelor/Master/equivalent	For
Latvia	Other	Other	65-74	female	Bachelor/Master/equivalent	For
Latvia	Other	Other	45-54	female	Bachelor/Master/equivalent	For
Latvia	Other	Other	75+	female	Bachelor/Master/equivalent	For
Latvia		Other	45-54	female	Bachelor/Master/equivalent	For
Latvia	Latvia	Other	75+	male	Bachelor/Master/equivalent	For
Latvia	Other	Other	16-24	male	Bachelor/Master/equivalent	For
Latvia	Other	Other	65-74	female	Bachelor/Master/equivalent	For
Latvia	Other	Other	65-74	male	Bachelor/Master/equivalent	For
Latvia		Other	25-34	female	Completed primary education	For
Latvia	Latvia	Other	35-44	female	Vocational training	For
Latvia	Other	Other	55-64	female	Bachelor/Master/equivalent	For
Latvia		Other	35-44	female	Bachelor/Master/equivalent	For
Latvia	Other	Other	55-64	male	Bachelor/Master/equivalent	For
Latvia	Other	Other	75+	female	Doctoral degree	For
Latvia		Other	55-64	male	Bachelor/Master/equivalent	For
Latvia	Other	Other	35-44	female	Completed primary education	For
Latvia		Other	65-74	male	Bachelor/Master/equivalent	For
Latvia		Other	25-34	female	Bachelor/Master/equivalent	For
Latvia		Other	35-44	male	Bachelor/Master/equivalent	For
Latvia	Other	Other	35-44	female	Bachelor/Master/equivalent	For
Latvia	Other	Other	65-74	female	Bachelor/Master/equivalent	For

Citizenship1	Citizenship2	Residence	Age	Gender	Education	Vote
Latvia		Other	35-44	male	No answer	For
Latvia	Other	Other	55-64	male	Bachelor/Master/equivalent	For
Latvia	Other	Other	65-74	male	Bachelor/Master/equivalent	For
Latvia	Other	Other	65-74	female	Bachelor/Master/equivalent	For
Latvia		Other	35-44	female	Bachelor/Master/equivalent	For
Latvia		Portugal	25-34	female	Bachelor/Master/equivalent	For
Latvia		Spain	35-44	male	Bachelor/Master/equivalent	For
Latvia		Spain	45-54	female	Bachelor/Master/equivalent	For
Latvia		Spain	65-74	female	Bachelor/Master/equivalent	For
Latvia	Latvia	Sweden	65-74	female	Doctoral degree	For
Latvia	Sweden	Sweden	65-74	male	Bachelor/Master/equivalent	For
Latvia	Sweden	Sweden	16-24	female	Not completed primary education	For
Latvia	Sweden	Sweden	35-44	female	Bachelor/Master/equivalent	For
Latvia		Sweden	25-34	female	Bachelor/Master/equivalent	For
Latvia		Sweden	45-54	male	Bachelor/Master/equivalent	For
Malta		Belgium	45-54	male	Bachelor/Master/equivalent	For
Netherlands	Austria	Austria	16-24	male	Bachelor/Master/equivalent	For
Netherlands		Belgium	25-34	female	Bachelor/Master/equivalent	For
Other		Belgium	75+	female	Bachelor/Master/equivalent	For
Other		Germany	35-44	male	Vocational training	For
Other	Latvia	Other	55-64	female	Not completed primary education	For
Other		Poland	16-24	male	Vocational training	For
Poland	Latvia	Poland	25-34	female	Bachelor/Master/equivalent	For
Portugal		Estonia	35-44	male	Bachelor/Master/equivalent	For
Portugal		Netherlands	45-54	male	Bachelor/Master/equivalent	For
Slovenia	Belgium	Belgium	35-44	male	Doctoral degree	For

Citizenship1	Citizenship2	Residence	Age	Gender	Education	Vote
Sweden		Austria	55-64	female	Bachelor/Master/equivalent	For
Sweden		Belgium	65-74	male	Bachelor/Master/equivalent	For
Sweden		Belgium	55-64	female	Bachelor/Master/equivalent	For
Sweden		Belgium	75+	male	Bachelor/Master/equivalent	For
Sweden	Denmark	Belgium	35-44	non-bin	Bachelor/Master/equivalent	For
Sweden		France	65-74	male	Doctoral degree	For
Sweden	France	France	55-64	female	Bachelor/Master/equivalent	For
Sweden		France	55-64	female	Bachelor/Master/equivalent	For
Sweden	France	France	45-54	female	Bachelor/Master/equivalent	For
Sweden		France	65-74	female	Bachelor/Master/equivalent	For
Sweden	France	France	55-64	female	Bachelor/Master/equivalent	For
Sweden		Germany	35-44	male	Doctoral degree	For
Sweden		Germany	65-74	female	Vocational training	For
Sweden		Germany	75+	male	Vocational training	For
Sweden		Germany	75+	female	Bachelor/Master/equivalent	For
Sweden		Germany	55-64	male	Bachelor/Master/equivalent	For
Sweden		Greece	75+	female	Completed primary education	For
Sweden		Italy	55-64	female	Bachelor/Master/equivalent	For
Sweden		Italy	45-54	female	Bachelor/Master/equivalent	For
Sweden		Italy	35-44	female	Bachelor/Master/equivalent	For
Sweden	Italy	Italy	45-54	female	Not completed primary education	For
Sweden		Netherlands	45-54	male	Bachelor/Master/equivalent	For
Sweden	Finland	Netherlands	55-64	female	Bachelor/Master/equivalent	For
Sweden		Other	45-54	female	Bachelor/Master/equivalent	For
Sweden		Other	45-54	male	Bachelor/Master/equivalent	For
Sweden		Portugal	65-74	male	Bachelor/Master/equivalent	For

Citizenship1	Citizenship2	Residence	Age	Gender	Education	Vote
Sweden		Spain	75+	female	Bachelor/Master/equivalent	For
Sweden		Spain	45-54	female	Doctoral degree	For
Sweden		Spain	75+	female	Bachelor/Master/equivalent	For
Sweden		Spain	55-64	male	Bachelor/Master/equivalent	For
Sweden		Spain	16-24	male	Bachelor/Master/equivalent	For

12. Should academic qualifications be automatically recognized in all EU Member States?

Citizenship1	Citizenship2	Residence	Age	Gender	Education	Vote
Belgium	Other	France	65-74	male	Doctoral degree	Against
Belgium		Germany	35-44	male	Doctoral degree	Against
Belgium		Poland	25-34	male	Bachelor/Master/equivalent	Against
Denmark	Poland	Belgium	35-44	male	Bachelor/Master/equivalent	Against
Latvia		Belgium	35-44	female	Bachelor/Master/equivalent	Against
Latvia		Belgium	16-24	male	Not completed primary education	Against
Latvia	Other	Belgium	16-24	male	Not completed primary education	Against
Latvia		Belgium	16-24	male	Completed primary education	Against
Latvia		France	45-54	female	Vocational training	Against
Latvia		Germany	65-74	male	Bachelor/Master/equivalent	Against
Latvia		Germany	35-44	male	Bachelor/Master/equivalent	Against
Latvia		Ireland	65-74	female	Completed primary education	Against
Latvia	Other	Latvia	75+	female	Not completed primary education	Against
Latvia	Latvia	Other	75+	male	Bachelor/Master/equivalent	Against
Latvia	Other	Other	65-74	female	Doctoral degree	Against
Latvia	Latvia	Sweden	65-74	female	Doctoral degree	Against

Citizenship1	Citizenship2	Residence	Age	Gender	Education	Vote
Other	Latvia	Germany	55-64	male	Bachelor/Master/equivalent	Against
Sweden		Germany	75+	female	Bachelor/Master/equivalent	Against
Sweden		Greece	75+	female	Completed primary education	Against
Sweden		Italy	45-54	female	Bachelor/Master/equivalent	Against
Sweden	Latvia	Latvia	65-74	male	No answer	Against
Sweden		Other	45-54	female	Bachelor/Master/equivalent	Against
Sweden		Spain	75+	female	Bachelor/Master/equivalent	Against
Sweden		Spain	16-24	male	Bachelor/Master/equivalent	Against
Austria	Netherlands	Austria	35-44	female	Doctoral degree	For
Austria		Germany	65-74	male	Bachelor/Master/equivalent	For
Austria	Latvia	Germany	75+	male	Not completed primary education	For
Belgium		Austria	55-64	male	Bachelor/Master/equivalent	For
Belgium	Latvia	Belgium	16-24	male	Bachelor/Master/equivalent	For
Belgium		Croatia	55-64	male	Bachelor/Master/equivalent	For
Belgium	Belgium	Latvia	25-34	male	Not completed primary education	For
Belgium	Belgium	Latvia	25-34	male	Not completed primary education	For
Belgium		Netherlands	25-34	non-bin	Bachelor/Master/equivalent	For
Belgium	Italy	Portugal	35-44	male	Bachelor/Master/equivalent	For
Belgium		Portugal	55-64	male	Bachelor/Master/equivalent	For
Belgium		Spain	55-64	male	Completed primary education	For
Belgium		Sweden	35-44	female	Bachelor/Master/equivalent	For
Bulgaria	Czechia	Czechia	16-24	male	Doctoral degree	For
Bulgaria	Czechia	Czechia	16-24	male	Doctoral degree	For
Croatia	Belgium	Belgium	35-44	female	Bachelor/Master/equivalent	For
Denmark		France	75+	male	Bachelor/Master/equivalent	For
Estonia	Other	Estonia	35-44	female	Completed primary education	For

Citizenship1	Citizenship2	Residence	Age	Gender	Education	Vote
France		Czechia	25-34	female	Bachelor/Master/equivalent	For
France		Latvia	25-34	female	Bachelor/Master/equivalent	For
Germany	Other	Belgium	45-54	female	Bachelor/Master/equivalent	For
Germany	Latvia	Germany	65-74	male	Bachelor/Master/equivalent	For
Germany	Romania	Germany	45-54	male	Completed primary education	For
Greece		Belgium	45-54	male	Bachelor/Master/equivalent	For
Ireland		Belgium	45-54	male	Bachelor/Master/equivalent	For
Ireland	Latvia	Ireland	45-54	female	Bachelor/Master/equivalent	For
Italy		Belgium	35-44	male	Vocational training	For
Italy	Lithuania	Lithuania	35-44	female	Doctoral degree	For
Latvia		Austria	35-44	female	Bachelor/Master/equivalent	For
Latvia		Belgium	35-44	female	Bachelor/Master/equivalent	For
Latvia		Belgium	45-54	male	Bachelor/Master/equivalent	For
Latvia	France	Belgium	45-54	female	Bachelor/Master/equivalent	For
Latvia		Belgium	16-24	male	Bachelor/Master/equivalent	For
Latvia		Belgium	45-54	female	Bachelor/Master/equivalent	For
Latvia		Belgium	35-44	female	Bachelor/Master/equivalent	For
Latvia		Belgium	35-44	female	Bachelor/Master/equivalent	For
Latvia		Belgium	16-24	male	Not completed primary education	For
Latvia	Belgium	Belgium	16-24	male	Completed primary education	For
Latvia		Belgium	16-24	male	Completed primary education	For
Latvia		Belgium	16-24	female	Completed primary education	For
Latvia		Belgium	16-24	non-bin	Not completed primary education	For
Latvia	Hungary	Belgium	16-24	male	Completed primary education	For
Latvia		Belgium	16-24	male	Not completed primary education	For
Latvia		Belgium	16-24	female	Completed primary education	For

Citizenship1	Citizenship2	Residence	Age	Gender	Education	Vote
Latvia		Belgium	16-24	male	Completed primary education	For
Latvia		Belgium	16-24	male	Not completed primary education	For
Latvia	Belgium	Belgium	25-34	male	Not completed primary education	For
Latvia	Belgium	Belgium	45-54	female	Not completed primary education	For
Latvia		Belgium	45-54	female	Not completed primary education	For
Latvia	Belgium	Belgium	25-34	female	Not completed primary education	For
Latvia		Belgium	25-34	female	Bachelor/Master/equivalent	For
Latvia		Belgium	25-34	female	Bachelor/Master/equivalent	For
Latvia	Belgium	Belgium	55-64	male	Bachelor/Master/equivalent	For
Latvia		Belgium	45-54	female	Bachelor/Master/equivalent	For
Latvia		Croatia	45-54	male	Bachelor/Master/equivalent	For
Latvia		Croatia	55-64	female	Bachelor/Master/equivalent	For
Latvia		Denmark	55-64	female	Bachelor/Master/equivalent	For
Latvia		Denmark	35-44	female	Bachelor/Master/equivalent	For
Latvia		Denmark	25-34	female	Bachelor/Master/equivalent	For
Latvia		Denmark	25-34	female	No answer	For
Latvia	Denmark	Denmark	35-44	female	Bachelor/Master/equivalent	For
Latvia	Latvia	Denmark	45-54	female	Bachelor/Master/equivalent	For
Latvia		Denmark	45-54	female	Bachelor/Master/equivalent	For
Latvia		Finland	35-44	female	Bachelor/Master/equivalent	For
Latvia		France	25-34	female	Bachelor/Master/equivalent	For
Latvia		France	16-24	male	Bachelor/Master/equivalent	For
Latvia		France	25-34	female	Doctoral degree	For
Latvia	France	France	45-54	female	Bachelor/Master/equivalent	For
Latvia		France	45-54	female	Completed primary education	For
Latvia	France	France	35-44	female	Bachelor/Master/equivalent	For

Citizenship1	Citizenship2	Residence	Age	Gender	Education	Vote
Latvia	Other	France	55-64	female	Bachelor/Master/equivalent	For
Latvia		France	65-74	female	Doctoral degree	For
Latvia		France	35-44	male	Completed primary education	For
Latvia		France	45-54	female	Not completed primary education	For
Latvia		France	35-44	female	Bachelor/Master/equivalent	For
Latvia	Germany	Germany	25-34	female	Bachelor/Master/equivalent	For
Latvia	Germany	Germany	35-44	female	Bachelor/Master/equivalent	For
Latvia		Germany	35-44	male	No answer	For
Latvia		Germany	45-54	female	Not completed primary education	For
Latvia		Germany	45-54	female	Bachelor/Master/equivalent	For
Latvia		Germany	16-24	male	Doctoral degree	For
Latvia		Germany	65-74	male	Bachelor/Master/equivalent	For
Latvia		Germany	25-34	female	Doctoral degree	For
Latvia	Germany	Germany	55-64	female	Bachelor/Master/equivalent	For
Latvia		Germany	55-64	female	Vocational training	For
Latvia	Germany	Germany	45-54	female	Bachelor/Master/equivalent	For
Latvia	Germany	Germany	16-24	male	Completed primary education	For
Latvia		Germany	16-24	female	Vocational training	For
Latvia		Germany	55-64	male	Not completed primary education	For
Latvia	Germany	Germany	35-44	female	No answer	For
Latvia		Germany	45-54	male	Vocational training	For
Latvia		Germany	35-44	female	Vocational training	For
Latvia		Germany	45-54	male	No answer	For
Latvia		Germany	16-24	male	Bachelor/Master/equivalent	For
Latvia	Latvia	Germany	25-34	male	Not completed primary education	For
Latvia		Germany	65-74	female	Vocational training	For

Citizenship1	Citizenship2	Residence	Age	Gender	Education	Vote
Latvia	Germany	Germany	35-44	female	Bachelor/Master/equivalent	For
Latvia	Latvia	Germany	45-54	female	Not completed primary education	For
Latvia	Latvia	Germany	25-34	male	Not completed primary education	For
Latvia	Latvia	Germany	25-34	male	Not completed primary education	For
Latvia		Germany	65-74	male	Bachelor/Master/equivalent	For
Latvia	Germany	Germany	45-54	male	Completed primary education	For
Latvia		Germany	35-44	female	Bachelor/Master/equivalent	For
Latvia		Germany	35-44	female	Bachelor/Master/equivalent	For
Latvia		Germany	55-64	female	Bachelor/Master/equivalent	For
Latvia		Germany	35-44	male	Bachelor/Master/equivalent	For
Latvia		Germany	25-34	female	Bachelor/Master/equivalent	For
Latvia	Germany	Germany	25-34	male	Not completed primary education	For
Latvia		Germany	55-64	female	Bachelor/Master/equivalent	For
Latvia		Germany	45-54	female	Bachelor/Master/equivalent	For
Latvia	Germany	Germany	16-24	male	Not completed primary education	For
Latvia		Germany	35-44	female	Not completed primary education	For
Latvia		Germany	35-44	male	Not completed primary education	For
Latvia		Germany	16-24	female	Bachelor/Master/equivalent	For
Latvia		Germany	16-24	female	Completed primary education	For
Latvia		Germany	45-54	female	No answer	For
Latvia	Germany	Germany	16-24	male	Completed primary education	For
Latvia		Germany	55-64	female	Bachelor/Master/equivalent	For
Latvia	Germany	Germany	16-24	male	Vocational training	For
Latvia	Germany	Germany	16-24	female	Bachelor/Master/equivalent	For
Latvia		Germany	75+	male	Vocational training	For
Latvia		Ireland	35-44	female	No answer	For

Citizenship1	Citizenship2	Residence	Age	Gender	Education	Vote
Latvia		Ireland	35-44	female	Bachelor/Master/equivalent	For
Latvia		Ireland	35-44	female	Vocational training	For
Latvia	Ireland	Ireland	35-44	female	Doctoral degree	For
Latvia		Ireland	45-54	male	Bachelor/Master/equivalent	For
Latvia	Ireland	Ireland	35-44	male	Bachelor/Master/equivalent	For
Latvia		Italy	35-44	male	Vocational training	For
Latvia		Italy	35-44	female	Bachelor/Master/equivalent	For
Latvia		Italy	45-54	female	Bachelor/Master/equivalent	For
Latvia		Italy	45-54	male	Bachelor/Master/equivalent	For
Latvia	Cyprus	Latvia	25-34	male	Vocational training	For
Latvia	Germany	Latvia	65-74	female	Bachelor/Master/equivalent	For
Latvia	Other	Latvia	55-64	female	Doctoral degree	For
Latvia	Other	Latvia	75+	male	Doctoral degree	For
Latvia	Other	Latvia	75+	female	Bachelor/Master/equivalent	For
Latvia	Other	Latvia	65-74	female	Bachelor/Master/equivalent	For
Latvia	Other	Latvia	45-54	female	Bachelor/Master/equivalent	For
Latvia		Luxembourg	35-44	female	Bachelor/Master/equivalent	For
Latvia		Luxembourg	45-54	female	Bachelor/Master/equivalent	For
Latvia		Luxembourg	35-44	female	Bachelor/Master/equivalent	For
Latvia		Luxembourg	45-54	female	Doctoral degree	For
Latvia		Netherlands	35-44	male	No answer	For
Latvia		Netherlands	45-54	female	Bachelor/Master/equivalent	For
Latvia		Netherlands	45-54	female	Bachelor/Master/equivalent	For
Latvia	Netherlands	Netherlands	25-34	male	Bachelor/Master/equivalent	For
Latvia	Netherlands	Netherlands	35-44	female	Completed primary education	For
Latvia	Other	Other	35-44	female	Bachelor/Master/equivalent	For

Citizenship1	Citizenship2	Residence	Age	Gender	Education	Vote
Latvia	Other	Other	35-44	female	Bachelor/Master/equivalent	For
Latvia	Other	Other	35-44	female	Bachelor/Master/equivalent	For
Latvia	Other	Other	35-44	female	Bachelor/Master/equivalent	For
Latvia	Other	Other	35-44	female	Bachelor/Master/equivalent	For
Latvia	Other	Other	35-44	female	Bachelor/Master/equivalent	For
Latvia		Other	75+	male	Doctoral degree	For
Latvia	Other	Other	65-74	male	Bachelor/Master/equivalent	For
Latvia	Other	Other	55-64	female	Bachelor/Master/equivalent	For
Latvia		Other	35-44	female	Completed primary education	For
Latvia	Germany	Other	35-44	female	Bachelor/Master/equivalent	For
Latvia	Other	Other	35-44	female	Bachelor/Master/equivalent	For
Latvia		Other	16-24	male	Bachelor/Master/equivalent	For
Latvia		Other	35-44	female	Bachelor/Master/equivalent	For
Latvia		Other	45-54	male	Bachelor/Master/equivalent	For
Latvia	Other	Other	75+	male	Bachelor/Master/equivalent	For
Latvia		Other	45-54	female	Bachelor/Master/equivalent	For
Latvia	Other	Other	65-74	female	Bachelor/Master/equivalent	For
Latvia		Other	25-34	female	Bachelor/Master/equivalent	For
Latvia	Other	Other	65-74	female	Bachelor/Master/equivalent	For
Latvia	Other	Other	45-54	female	Bachelor/Master/equivalent	For
Latvia	Other	Other	75+	female	Bachelor/Master/equivalent	For
Latvia		Other	45-54	female	Bachelor/Master/equivalent	For
Latvia	Other	Other	16-24	male	Bachelor/Master/equivalent	For
Latvia	Other	Other	65-74	male	Bachelor/Master/equivalent	For
Latvia		Other	45-54	male	Completed primary education	For
Latvia		Other	25-34	female	Completed primary education	For

Citizenship1	Citizenship2	Residence	Age	Gender	Education	Vote
Latvia	Latvia	Other	35-44	female	Vocational training	For
Latvia	Other	Other	55-64	female	Bachelor/Master/equivalent	For
Latvia		Other	35-44	female	Bachelor/Master/equivalent	For
Latvia	Other	Other	55-64	male	Bachelor/Master/equivalent	For
Latvia	Other	Other	75+	female	Doctoral degree	For
Latvia		Other	55-64	male	Bachelor/Master/equivalent	For
Latvia		Other	65-74	male	Bachelor/Master/equivalent	For
Latvia		Other	25-34	female	Bachelor/Master/equivalent	For
Latvia		Other	35-44	male	Bachelor/Master/equivalent	For
Latvia	Other	Other	35-44	female	Bachelor/Master/equivalent	For
Latvia	Other	Other	65-74	female	Bachelor/Master/equivalent	For
Latvia		Other	35-44	male	No answer	For
Latvia	Other	Other	55-64	male	Bachelor/Master/equivalent	For
Latvia	Other	Other	65-74	male	Bachelor/Master/equivalent	For
Latvia		Other	35-44	female	Bachelor/Master/equivalent	For
Latvia	Other	Other	65-74	female	Bachelor/Master/equivalent	For
Latvia		Other	25-34	female	Bachelor/Master/equivalent	For
Latvia		Other	35-44	female	Bachelor/Master/equivalent	For
Latvia		Other	35-44	male	Bachelor/Master/equivalent	For
Latvia		Portugal	25-34	female	Bachelor/Master/equivalent	For
Latvia		Spain	35-44	male	Bachelor/Master/equivalent	For
Latvia		Spain	16-24	male	Bachelor/Master/equivalent	For
Latvia		Spain	45-54	female	Bachelor/Master/equivalent	For
Latvia		Spain	65-74	female	Bachelor/Master/equivalent	For
Latvia		Sweden	45-54	female	Bachelor/Master/equivalent	For
Latvia		Sweden	55-64	male	Bachelor/Master/equivalent	For

Citizenship1	Citizenship2	Residence	Age	Gender	Education	Vote
Latvia	Sweden	Sweden	45-54	female	Bachelor/Master/equivalent	For
Latvia	Sweden	Sweden	65-74	male	Bachelor/Master/equivalent	For
Latvia	Sweden	Sweden	16-24	female	Not completed primary education	For
Latvia	Sweden	Sweden	35-44	female	Bachelor/Master/equivalent	For
Latvia		Sweden	25-34	female	Bachelor/Master/equivalent	For
Latvia		Sweden	45-54	male	Bachelor/Master/equivalent	For
Lithuania	Latvia	Latvia	35-44	male	Bachelor/Master/equivalent	For
Malta		Belgium	45-54	male	Bachelor/Master/equivalent	For
Moldova	Ukraine	Ukraine	45-54	male	Doctoral degree	For
Netherlands	Austria	Austria	16-24	male	Bachelor/Master/equivalent	For
Netherlands		Belgium	25-34	female	Bachelor/Master/equivalent	For
Netherlands	Latvia	Netherlands	35-44	female	Bachelor/Master/equivalent	For
Other		Belgium	75+	female	Bachelor/Master/equivalent	For
Other		Germany	25-34	female	Bachelor/Master/equivalent	For
Other		Germany	35-44	male	Vocational training	For
Other	Latvia	Other	55-64	female	Not completed primary education	For
Other		Poland	16-24	male	Vocational training	For
Poland	Latvia	Poland	25-34	female	Bachelor/Master/equivalent	For
Portugal		Estonia	35-44	male	Bachelor/Master/equivalent	For
Portugal		Netherlands	45-54	male	Bachelor/Master/equivalent	For
Slovenia	Belgium	Belgium	35-44	male	Doctoral degree	For
Slovenia		Germany	35-44	male	Doctoral degree	For
Sweden		Austria	55-64	female	Bachelor/Master/equivalent	For
Sweden		Belgium	65-74	male	Bachelor/Master/equivalent	For
Sweden		Belgium	55-64	female	Bachelor/Master/equivalent	For
Sweden		Belgium	75+	male	Bachelor/Master/equivalent	For

Citizenship1	Citizenship2	Residence	Age	Gender	Education	Vote
Sweden	Denmark	Belgium	35-44	non-bin	Bachelor/Master/equivalent	For
Sweden	Denmark	Denmark	45-54	male	Bachelor/Master/equivalent	For
Sweden		France	65-74	male	Doctoral degree	For
Sweden	France	France	55-64	female	Bachelor/Master/equivalent	For
Sweden	France	France	75+	female	Bachelor/Master/equivalent	For
Sweden		France	55-64	female	Bachelor/Master/equivalent	For
Sweden	France	France	45-54	female	Bachelor/Master/equivalent	For
Sweden		France	65-74	female	Bachelor/Master/equivalent	For
Sweden	France	France	55-64	female	Bachelor/Master/equivalent	For
Sweden		Germany	35-44	female	Bachelor/Master/equivalent	For
Sweden		Germany	65-74	female	Vocational training	For
Sweden		Germany	75+	male	Bachelor/Master/equivalent	For
Sweden		Germany	75+	male	Vocational training	For
Sweden		Germany	55-64	male	Bachelor/Master/equivalent	For
Sweden		Greece	75+	male	Doctoral degree	For
Sweden		Italy	55-64	female	Bachelor/Master/equivalent	For
Sweden		Italy	35-44	female	Bachelor/Master/equivalent	For
Sweden	Italy	Italy	45-54	female	Not completed primary education	For
Sweden		Netherlands	45-54	male	Bachelor/Master/equivalent	For
Sweden		Netherlands	75+	female	Bachelor/Master/equivalent	For
Sweden	Finland	Netherlands	55-64	female	Bachelor/Master/equivalent	For
Sweden		Other	45-54	male	Bachelor/Master/equivalent	For
Sweden		Portugal	65-74	male	Bachelor/Master/equivalent	For
Sweden		Portugal	65-74	female	Bachelor/Master/equivalent	For
Sweden		Spain	75+	female	Bachelor/Master/equivalent	For
Sweden		Spain	45-54	female	Doctoral degree	For

Citizenship1	Citizenship2	Residence	Age	Gender	Education	Vote
Sweden		Spain	55-64	male	Bachelor/Master/equivalent	For

13. Should the obligation of double military duty be removed for EU citizens who hold the citizenship of two EU Member States?

Citizenship1	Citizenship2	Residence	Age	Gender	Education	Vote
Austria	Netherlands	Austria	35-44	female	Doctoral degree	Against
Belgium		Austria	55-64	male	Bachelor/Master/equivalent	Against
Belgium		Poland	25-34	male	Bachelor/Master/equivalent	Against
Croatia	Belgium	Belgium	35-44	female	Bachelor/Master/equivalent	Against
Ireland	Latvia	Ireland	45-54	female	Bachelor/Master/equivalent	Against
Latvia		Belgium	16-24	male	Not completed primary education	Against
Latvia		Germany	16-24	male	Doctoral degree	Against
Latvia		Germany	65-74	male	Bachelor/Master/equivalent	Against
Latvia		Germany	25-34	female	Doctoral degree	Against
Latvia		Germany	65-74	female	Vocational training	Against
Latvia	Germany	Germany	35-44	female	Bachelor/Master/equivalent	Against
Latvia	Germany	Germany	45-54	male	Completed primary education	Against
Latvia		Germany	25-34	female	Bachelor/Master/equivalent	Against
Latvia		Germany	55-64	female	Bachelor/Master/equivalent	Against
Latvia		Germany	45-54	female	No answer	Against
Latvia		Ireland	45-54	male	Bachelor/Master/equivalent	Against
Latvia		Ireland	65-74	female	Completed primary education	Against
Latvia		Italy	45-54	male	Bachelor/Master/equivalent	Against
Latvia		Other	16-24	male	Bachelor/Master/equivalent	Against
Latvia		Other	45-54	female	Bachelor/Master/equivalent	Against

Citizenship1	Citizenship2	Residence	Age	Gender	Education	Vote
Latvia	Latvia	Other	75+	male	Bachelor/Master/equivalent	Against
Latvia	Other	Other	16-24	male	Bachelor/Master/equivalent	Against
Latvia		Other	25-34	female	Completed primary education	Against
Latvia		Other	35-44	female	Bachelor/Master/equivalent	Against
Latvia		Other	65-74	male	Bachelor/Master/equivalent	Against
Latvia		Other	35-44	male	Bachelor/Master/equivalent	Against
Latvia		Spain	35-44	male	Bachelor/Master/equivalent	Against
Latvia		Spain	65-74	female	Bachelor/Master/equivalent	Against
Latvia		Sweden	45-54	female	Bachelor/Master/equivalent	Against
Other		Poland	16-24	male	Vocational training	Against
Sweden		France	65-74	male	Doctoral degree	Against
Sweden	France	France	55-64	female	Bachelor/Master/equivalent	Against
Sweden		Italy	55-64	female	Bachelor/Master/equivalent	Against
Sweden		Netherlands	75+	female	Bachelor/Master/equivalent	Against
Sweden		Spain	16-24	male	Bachelor/Master/equivalent	Against
Austria	Latvia	Germany	75+	male	Not completed primary education	For
Belgium	Latvia	Belgium	16-24	male	Bachelor/Master/equivalent	For
Belgium		Croatia	55-64	male	Bachelor/Master/equivalent	For
Belgium	Other	France	65-74	male	Doctoral degree	For
Belgium		Germany	35-44	male	Doctoral degree	For
Belgium	Belgium	Latvia	25-34	male	Not completed primary education	For
Belgium	Belgium	Latvia	25-34	male	Not completed primary education	For
Belgium		Netherlands	25-34	non-bin	Bachelor/Master/equivalent	For
Belgium	Italy	Portugal	35-44	male	Bachelor/Master/equivalent	For
Belgium		Portugal	55-64	male	Bachelor/Master/equivalent	For
Belgium		Spain	55-64	male	Completed primary education	For

Citizenship1	Citizenship2	Residence	Age	Gender	Education	Vote
Belgium		Sweden	35-44	female	Bachelor/Master/equivalent	For
Bulgaria	Czechia	Czechia	16-24	male	Doctoral degree	For
Denmark	Poland	Belgium	35-44	male	Bachelor/Master/equivalent	For
Denmark		France	75+	male	Bachelor/Master/equivalent	For
France		Latvia	25-34	female	Bachelor/Master/equivalent	For
Germany	Other	Belgium	45-54	female	Bachelor/Master/equivalent	For
Germany	Other	Finland	35-44	male	Doctoral degree	For
Germany	Latvia	Germany	65-74	male	Bachelor/Master/equivalent	For
Germany	Romania	Germany	45-54	male	Completed primary education	For
Greece		Belgium	16-24	female	Not completed primary education	For
Greece		Belgium	45-54	male	Bachelor/Master/equivalent	For
Hungary		Belgium	35-44	male	Bachelor/Master/equivalent	For
Ireland		Belgium	45-54	male	Bachelor/Master/equivalent	For
Italy		Belgium	35-44	male	Vocational training	For
Italy	Lithuania	Lithuania	35-44	female	Doctoral degree	For
Latvia		Belgium	35-44	female	Bachelor/Master/equivalent	For
Latvia		Belgium	45-54	male	Bachelor/Master/equivalent	For
Latvia	France	Belgium	45-54	female	Bachelor/Master/equivalent	For
Latvia		Belgium	16-24	male	Bachelor/Master/equivalent	For
Latvia		Belgium	45-54	female	Bachelor/Master/equivalent	For
Latvia		Belgium	35-44	female	Bachelor/Master/equivalent	For
Latvia		Belgium	35-44	female	Bachelor/Master/equivalent	For
Latvia		Belgium	16-24	male	Not completed primary education	For
Latvia	Belgium	Belgium	16-24	male	Completed primary education	For
Latvia		Belgium	16-24	male	Completed primary education	For
Latvia		Belgium	16-24	female	Completed primary education	For

Citizenship1	Citizenship2	Residence	Age	Gender	Education	Vote
Latvia		Belgium	16-24	non-bin	Not completed primary education	For
Latvia		Belgium	16-24	female	Completed primary education	For
Latvia		Belgium	16-24	male	Not completed primary education	For
Latvia	Other	Belgium	16-24	male	Not completed primary education	For
Latvia		Belgium	16-24	male	Completed primary education	For
Latvia		Belgium	16-24	male	Completed primary education	For
Latvia		Belgium	16-24	male	Not completed primary education	For
Latvia	Belgium	Belgium	25-34	male	Not completed primary education	For
Latvia	Belgium	Belgium	45-54	female	Not completed primary education	For
Latvia		Belgium	45-54	female	Not completed primary education	For
Latvia	Belgium	Belgium	25-34	female	Not completed primary education	For
Latvia		Belgium	25-34	female	Bachelor/Master/equivalent	For
Latvia		Belgium	25-34	female	Bachelor/Master/equivalent	For
Latvia	Belgium	Belgium	55-64	male	Bachelor/Master/equivalent	For
Latvia		Belgium	45-54	female	Bachelor/Master/equivalent	For
Latvia		Croatia	45-54	male	Bachelor/Master/equivalent	For
Latvia		Croatia	55-64	female	Bachelor/Master/equivalent	For
Latvia		Denmark	35-44	female	Bachelor/Master/equivalent	For
Latvia		Denmark	25-34	female	Bachelor/Master/equivalent	For
Latvia	Denmark	Denmark	35-44	female	Bachelor/Master/equivalent	For
Latvia	Latvia	Denmark	45-54	female	Bachelor/Master/equivalent	For
Latvia		Denmark	45-54	female	Bachelor/Master/equivalent	For
Latvia		Finland	35-44	female	Bachelor/Master/equivalent	For
Latvia		France	25-34	female	Bachelor/Master/equivalent	For
Latvia		France	16-24	male	Bachelor/Master/equivalent	For
Latvia		France	25-34	female	Doctoral degree	For

Citizenship1	Citizenship2	Residence	Age	Gender	Education	Vote
Latvia		France	45-54	female	Completed primary education	For
Latvia	Other	France	55-64	female	Bachelor/Master/equivalent	For
Latvia		France	65-74	female	Doctoral degree	For
Latvia		France	45-54	female	Not completed primary education	For
Latvia		France	45-54	female	Vocational training	For
Latvia		France	35-44	female	Bachelor/Master/equivalent	For
Latvia	Germany	Germany	25-34	female	Bachelor/Master/equivalent	For
Latvia	Germany	Germany	35-44	female	Bachelor/Master/equivalent	For
Latvia		Germany	35-44	male	No answer	For
Latvia		Germany	65-74	male	Bachelor/Master/equivalent	For
Latvia	Germany	Germany	55-64	female	Bachelor/Master/equivalent	For
Latvia	Germany	Germany	16-24	male	Completed primary education	For
Latvia		Germany	16-24	female	Vocational training	For
Latvia		Germany	55-64	male	Not completed primary education	For
Latvia	Germany	Germany	35-44	female	No answer	For
Latvia		Germany	35-44	female	Vocational training	For
Latvia		Germany	45-54	male	No answer	For
Latvia	Latvia	Germany	25-34	male	Not completed primary education	For
Latvia	Latvia	Germany	45-54	female	Not completed primary education	For
Latvia	Latvia	Germany	25-34	male	Not completed primary education	For
Latvia	Latvia	Germany	25-34	male	Not completed primary education	For
Latvia		Germany	65-74	male	Bachelor/Master/equivalent	For
Latvia		Germany	35-44	female	Bachelor/Master/equivalent	For
Latvia		Germany	35-44	female	Bachelor/Master/equivalent	For
Latvia		Germany	55-64	female	Bachelor/Master/equivalent	For
Latvia		Germany	35-44	male	Bachelor/Master/equivalent	For

Citizenship1	Citizenship2	Residence	Age	Gender	Education	Vote
Latvia	Germany	Germany	25-34	male	Not completed primary education	For
Latvia		Germany	45-54	female	Bachelor/Master/equivalent	For
Latvia	Germany	Germany	16-24	male	Not completed primary education	For
Latvia		Germany	35-44	female	Not completed primary education	For
Latvia		Germany	35-44	male	Not completed primary education	For
Latvia		Germany	16-24	female	Bachelor/Master/equivalent	For
Latvia		Germany	16-24	female	Completed primary education	For
Latvia	Germany	Germany	16-24	male	Completed primary education	For
Latvia		Germany	55-64	female	Bachelor/Master/equivalent	For
Latvia	Germany	Germany	16-24	male	Vocational training	For
Latvia	Germany	Germany	16-24	female	Bachelor/Master/equivalent	For
Latvia		Germany	75+	male	Vocational training	For
Latvia		Ireland	35-44	female	No answer	For
Latvia		Ireland	35-44	female	Bachelor/Master/equivalent	For
Latvia		Ireland	35-44	female	Vocational training	For
Latvia	Ireland	Ireland	35-44	female	Doctoral degree	For
Latvia		Ireland	45-54	female	Vocational training	For
Latvia	Ireland	Ireland	35-44	male	Bachelor/Master/equivalent	For
Latvia		Italy	35-44	male	Vocational training	For
Latvia		Italy	35-44	female	Bachelor/Master/equivalent	For
Latvia		Italy	45-54	female	Bachelor/Master/equivalent	For
Latvia	Cyprus	Latvia	25-34	male	Vocational training	For
Latvia	Other	Latvia	55-64	female	Doctoral degree	For
Latvia	Other	Latvia	75+	female	Not completed primary education	For
Latvia	Other	Latvia	75+	male	Doctoral degree	For
Latvia	Other	Latvia	75+	female	Bachelor/Master/equivalent	For

Citizenship1	Citizenship2	Residence	Age	Gender	Education	Vote
Latvia	Other	Latvia	65-74	female	Bachelor/Master/equivalent	For
Latvia		Luxembourg	35-44	female	Bachelor/Master/equivalent	For
Latvia		Luxembourg	45-54	female	Bachelor/Master/equivalent	For
Latvia		Luxembourg	35-44	female	Bachelor/Master/equivalent	For
Latvia		Netherlands	35-44	male	No answer	For
Latvia		Netherlands	45-54	female	Bachelor/Master/equivalent	For
Latvia		Netherlands	45-54	female	Bachelor/Master/equivalent	For
Latvia	Netherlands	Netherlands	25-34	male	Bachelor/Master/equivalent	For
Latvia	Netherlands	Netherlands	35-44	female	Completed primary education	For
Latvia	Other	Other	35-44	female	Bachelor/Master/equivalent	For
Latvia		Other	75+	male	Doctoral degree	For
Latvia	Other	Other	65-74	male	Bachelor/Master/equivalent	For
Latvia		Other	35-44	female	Completed primary education	For
Latvia	Germany	Other	35-44	female	Bachelor/Master/equivalent	For
Latvia	Other	Other	55-64	female	Bachelor/Master/equivalent	For
Latvia		Other	45-54	male	Bachelor/Master/equivalent	For
Latvia	Other	Other	75+	male	Bachelor/Master/equivalent	For
Latvia	Other	Other	65-74	female	Bachelor/Master/equivalent	For
Latvia		Other	25-34	female	Bachelor/Master/equivalent	For
Latvia	Other	Other	65-74	female	Bachelor/Master/equivalent	For
Latvia	Other	Other	75+	female	Bachelor/Master/equivalent	For
Latvia		Other	45-54	female	Bachelor/Master/equivalent	For
Latvia	Other	Other	65-74	male	Bachelor/Master/equivalent	For
Latvia	Latvia	Other	35-44	female	Vocational training	For
Latvia	Other	Other	55-64	female	Bachelor/Master/equivalent	For
Latvia	Other	Other	75+	female	Doctoral degree	For

Citizenship1	Citizenship2	Residence	Age	Gender	Education	Vote
Latvia		Other	55-64	male	Bachelor/Master/equivalent	For
Latvia		Other	25-34	female	Bachelor/Master/equivalent	For
Latvia		Other	35-44	male	Bachelor/Master/equivalent	For
Latvia	Other	Other	35-44	female	Bachelor/Master/equivalent	For
Latvia	Other	Other	65-74	female	Bachelor/Master/equivalent	For
Latvia		Other	35-44	male	No answer	For
Latvia	Other	Other	55-64	male	Bachelor/Master/equivalent	For
Latvia	Other	Other	65-74	male	Bachelor/Master/equivalent	For
Latvia	Other	Other	65-74	female	Bachelor/Master/equivalent	For
Latvia	Other	Other	65-74	female	Doctoral degree	For
Latvia		Other	25-34	female	Bachelor/Master/equivalent	For
Latvia		Other	35-44	female	Bachelor/Master/equivalent	For
Latvia		Portugal	45-54	female	Bachelor/Master/equivalent	For
Latvia		Portugal	25-34	female	Bachelor/Master/equivalent	For
Latvia		Spain	16-24	male	Bachelor/Master/equivalent	For
Latvia		Spain	45-54	female	Bachelor/Master/equivalent	For
Latvia	Latvia	Sweden	65-74	female	Doctoral degree	For
Latvia		Sweden	35-44	female	Bachelor/Master/equivalent	For
Latvia		Sweden	45-54	female	Bachelor/Master/equivalent	For
Latvia		Sweden	55-64	male	Bachelor/Master/equivalent	For
Latvia	Sweden	Sweden	45-54	female	Bachelor/Master/equivalent	For
Latvia	Sweden	Sweden	65-74	male	Bachelor/Master/equivalent	For
Latvia	Sweden	Sweden	16-24	female	Not completed primary education	For
Latvia	Sweden	Sweden	35-44	female	Bachelor/Master/equivalent	For
Latvia		Sweden	25-34	female	Bachelor/Master/equivalent	For
Latvia		Sweden	45-54	male	Bachelor/Master/equivalent	For

Citizenship1	Citizenship2	Residence	Age	Gender	Education	Vote
Lithuania	Latvia	Latvia	35-44	male	Bachelor/Master/equivalent	For
Malta		Belgium	45-54	male	Bachelor/Master/equivalent	For
Moldova	Ukraine	Ukraine	45-54	male	Doctoral degree	For
Netherlands	Austria	Austria	16-24	male	Bachelor/Master/equivalent	For
Netherlands		Belgium	25-34	female	Bachelor/Master/equivalent	For
Other		Belgium	75+	female	Bachelor/Master/equivalent	For
Other	Latvia	Germany	55-64	male	Bachelor/Master/equivalent	For
Other		Germany	35-44	male	Vocational training	For
Other	Latvia	Other	55-64	female	Not completed primary education	For
Poland	Latvia	Poland	25-34	female	Bachelor/Master/equivalent	For
Portugal		Estonia	35-44	male	Bachelor/Master/equivalent	For
Portugal		Netherlands	45-54	male	Bachelor/Master/equivalent	For
Slovenia	Belgium	Belgium	35-44	male	Doctoral degree	For
Slovenia		Germany	35-44	male	Doctoral degree	For
Sweden		Austria	55-64	female	Bachelor/Master/equivalent	For
Sweden		Belgium	65-74	male	Bachelor/Master/equivalent	For
Sweden		Belgium	55-64	female	Bachelor/Master/equivalent	For
Sweden		Belgium	75+	male	Bachelor/Master/equivalent	For
Sweden	Denmark	Belgium	35-44	non-bin	Bachelor/Master/equivalent	For
Sweden	Denmark	Denmark	45-54	male	Bachelor/Master/equivalent	For
Sweden	France	France	75+	female	Bachelor/Master/equivalent	For
Sweden		France	55-64	female	Bachelor/Master/equivalent	For
Sweden	France	France	45-54	female	Bachelor/Master/equivalent	For
Sweden		France	65-74	female	Bachelor/Master/equivalent	For
Sweden	France	France	55-64	female	Bachelor/Master/equivalent	For
Sweden		Germany	35-44	male	Doctoral degree	For

Citizenship1	Citizenship2	Residence	Age	Gender	Education	Vote
Sweden		Germany	35-44	female	Bachelor/Master/equivalent	For
Sweden		Germany	65-74	female	Vocational training	For
Sweden		Germany	75+	male	Bachelor/Master/equivalent	For
Sweden		Germany	75+	male	Vocational training	For
Sweden		Germany	75+	female	Bachelor/Master/equivalent	For
Sweden		Germany	55-64	male	Bachelor/Master/equivalent	For
Sweden		Greece	75+	male	Doctoral degree	For
Sweden		Greece	75+	female	Completed primary education	For
Sweden		Italy	45-54	female	Bachelor/Master/equivalent	For
Sweden		Italy	35-44	female	Bachelor/Master/equivalent	For
Sweden	Italy	Italy	45-54	female	Not completed primary education	For
Sweden		Netherlands	45-54	male	Bachelor/Master/equivalent	For
Sweden	Finland	Netherlands	55-64	female	Bachelor/Master/equivalent	For
Sweden		Other	45-54	female	Bachelor/Master/equivalent	For
Sweden		Other	45-54	male	Bachelor/Master/equivalent	For
Sweden		Portugal	65-74	male	Bachelor/Master/equivalent	For
Sweden		Spain	75+	female	Bachelor/Master/equivalent	For
Sweden		Spain	45-54	female	Doctoral degree	For
Sweden		Spain	75+	female	Bachelor/Master/equivalent	For
Sweden		Spain	55-64	male	Bachelor/Master/equivalent	For

14. Should partnerships and marriages of (rainbow) families be automatically recognized within the EU?

Citizenship1	Citizenship2	Residence	Age	Gender	Education	Vote
Belgium	Other	France	65-74	male	Doctoral degree	Against



Citizenship1	Citizenship2	Residence	Age	Gender	Education	Vote
Belgium	Belgium	Latvia	25-34	male	Not completed primary education	Against
Belgium	Belgium	Latvia	25-34	male	Not completed primary education	Against
Belgium		Poland	25-34	male	Bachelor/Master/equivalent	Against
Belgium	Italy	Portugal	35-44	male	Bachelor/Master/equivalent	Against
Bulgaria	Czechia	Czechia	16-24	male	Doctoral degree	Against
Croatia	Belgium	Belgium	35-44	female	Bachelor/Master/equivalent	Against
Estonia	Other	Estonia	25-34	male	Bachelor/Master/equivalent	Against
France		Estonia	25-34	male	Not completed primary education	Against
Germany	Other	Finland	35-44	male	Doctoral degree	Against
Greece		Belgium	45-54	male	Bachelor/Master/equivalent	Against
Ireland	Latvia	Ireland	45-54	female	Bachelor/Master/equivalent	Against
Latvia		Belgium	16-24	male	Bachelor/Master/equivalent	Against
Latvia		Belgium	45-54	female	Bachelor/Master/equivalent	Against
Latvia		Belgium	35-44	female	Bachelor/Master/equivalent	Against
Latvia	Belgium	Belgium	16-24	male	Completed primary education	Against
Latvia		Belgium	16-24	male	Completed primary education	Against
Latvia	Other	Belgium	16-24	male	Not completed primary education	Against
Latvia		Belgium	16-24	male	Completed primary education	Against
Latvia		Belgium	16-24	male	Completed primary education	Against
Latvia		Belgium	16-24	male	Not completed primary education	Against
Latvia		Belgium	45-54	female	Not completed primary education	Against
Latvia		Croatia	55-64	female	Bachelor/Master/equivalent	Against
Latvia		Denmark	45-54	female	Bachelor/Master/equivalent	Against
Latvia		France	45-54	female	Completed primary education	Against
Latvia		France	65-74	female	Doctoral degree	Against
Latvia		France	45-54	female	Vocational training	Against

Citizenship1	Citizenship2	Residence	Age	Gender	Education	Vote
Latvia		Germany	65-74	male	Bachelor/Master/equivalent	Against
Latvia		Germany	65-74	male	Bachelor/Master/equivalent	Against
Latvia		Germany	65-74	female	Vocational training	Against
Latvia	Germany	Germany	35-44	female	Bachelor/Master/equivalent	Against
Latvia	Latvia	Germany	25-34	male	Not completed primary education	Against
Latvia		Germany	65-74	male	Bachelor/Master/equivalent	Against
Latvia	Germany	Germany	45-54	male	Completed primary education	Against
Latvia		Germany	25-34	female	Bachelor/Master/equivalent	Against
Latvia	Germany	Germany	25-34	male	Not completed primary education	Against
Latvia	Germany	Germany	16-24	male	Not completed primary education	Against
Latvia		Germany	35-44	male	Not completed primary education	Against
Latvia	Ireland	Ireland	35-44	male	Bachelor/Master/equivalent	Against
Latvia	Other	Latvia	45-54	female	Bachelor/Master/equivalent	Against
Latvia	Other	Other	65-74	male	Bachelor/Master/equivalent	Against
Latvia		Other	16-24	male	Bachelor/Master/equivalent	Against
Latvia		Other	45-54	male	Completed primary education	Against
Latvia		Other	25-34	female	Bachelor/Master/equivalent	Against
Latvia		Portugal	25-34	female	Bachelor/Master/equivalent	Against
Latvia		Spain	65-74	female	Bachelor/Master/equivalent	Against
Latvia		Sweden	25-34	female	Bachelor/Master/equivalent	Against
Latvia		Sweden	45-54	male	Bachelor/Master/equivalent	Against
Lithuania	Latvia	Latvia	35-44	male	Bachelor/Master/equivalent	Against
Netherlands	Latvia	Netherlands	35-44	female	Bachelor/Master/equivalent	Against
Slovenia		Germany	35-44	male	Doctoral degree	Against
Sweden	Denmark	Belgium	35-44	non-bin	Bachelor/Master/equivalent	Against
Sweden	Denmark	Denmark	45-54	male	Bachelor/Master/equivalent	Against

Citizenship1	Citizenship2	Residence	Age	Gender	Education	Vote
Sweden		Germany	75+	male	Bachelor/Master/equivalent	Against
Sweden		Greece	75+	male	Doctoral degree	Against
Sweden	Latvia	Latvia	65-74	male	No answer	Against
Austria	Netherlands	Austria	35-44	female	Doctoral degree	For
Austria	Latvia	Germany	75+	male	Not completed primary education	For
Belgium		Austria	55-64	male	Bachelor/Master/equivalent	For
Belgium	Latvia	Belgium	16-24	male	Bachelor/Master/equivalent	For
Belgium		Croatia	55-64	male	Bachelor/Master/equivalent	For
Belgium		Germany	35-44	male	Doctoral degree	For
Belgium		Netherlands	25-34	non-bin	Bachelor/Master/equivalent	For
Belgium		Spain	55-64	male	Completed primary education	For
Belgium		Sweden	35-44	female	Bachelor/Master/equivalent	For
Bulgaria		Czechia	16-24	male	Bachelor/Master/equivalent	For
Denmark	Poland	Belgium	35-44	male	Bachelor/Master/equivalent	For
Denmark		France	75+	male	Bachelor/Master/equivalent	For
France		Czechia	25-34	female	Bachelor/Master/equivalent	For
France		Latvia	25-34	female	Bachelor/Master/equivalent	For
Germany	Other	Belgium	45-54	female	Bachelor/Master/equivalent	For
Germany	Latvia	Germany	65-74	male	Bachelor/Master/equivalent	For
Germany	Romania	Germany	45-54	male	Completed primary education	For
Greece		Estonia	25-34	female	Bachelor/Master/equivalent	For
Hungary		Belgium	35-44	male	Bachelor/Master/equivalent	For
Ireland		Belgium	45-54	male	Bachelor/Master/equivalent	For
Italy		Belgium	35-44	male	Vocational training	For
Italy	Lithuania	Lithuania	35-44	female	Doctoral degree	For
Latvia		Austria	45-54	female	Bachelor/Master/equivalent	For

Citizenship1	Citizenship2	Residence	Age	Gender	Education	Vote
Latvia		Belgium	35-44	female	Bachelor/Master/equivalent	For
Latvia		Belgium	45-54	male	Bachelor/Master/equivalent	For
Latvia	France	Belgium	45-54	female	Bachelor/Master/equivalent	For
Latvia		Belgium	35-44	female	Bachelor/Master/equivalent	For
Latvia		Belgium	16-24	male	Not completed primary education	For
Latvia		Belgium	16-24	female	Completed primary education	For
Latvia		Belgium	16-24	non-bin	Not completed primary education	For
Latvia	Hungary	Belgium	16-24	male	Completed primary education	For
Latvia		Belgium	16-24	male	Not completed primary education	For
Latvia		Belgium	16-24	female	Completed primary education	For
Latvia		Belgium	16-24	male	Not completed primary education	For
Latvia	Belgium	Belgium	25-34	male	Not completed primary education	For
Latvia	Belgium	Belgium	45-54	female	Not completed primary education	For
Latvia	Belgium	Belgium	25-34	female	Not completed primary education	For
Latvia		Belgium	25-34	female	Bachelor/Master/equivalent	For
Latvia		Belgium	25-34	female	Bachelor/Master/equivalent	For
Latvia	Belgium	Belgium	55-64	male	Bachelor/Master/equivalent	For
Latvia		Belgium	45-54	female	Bachelor/Master/equivalent	For
Latvia		Croatia	45-54	male	Bachelor/Master/equivalent	For
Latvia		Denmark	55-64	female	Bachelor/Master/equivalent	For
Latvia		Denmark	35-44	female	Bachelor/Master/equivalent	For
Latvia		Denmark	25-34	female	Bachelor/Master/equivalent	For
Latvia		Denmark	25-34	female	No answer	For
Latvia	Denmark	Denmark	35-44	female	Bachelor/Master/equivalent	For
Latvia		Finland	35-44	female	Bachelor/Master/equivalent	For
Latvia		France	25-34	female	Bachelor/Master/equivalent	For

Citizenship1	Citizenship2	Residence	Age	Gender	Education	Vote
Latvia		France	16-24	male	Bachelor/Master/equivalent	For
Latvia		France	25-34	female	Doctoral degree	For
Latvia	Other	France	55-64	female	Bachelor/Master/equivalent	For
Latvia		France	35-44	male	Completed primary education	For
Latvia		France	45-54	female	Not completed primary education	For
Latvia		France	35-44	female	Bachelor/Master/equivalent	For
Latvia	Germany	Germany	25-34	female	Bachelor/Master/equivalent	For
Latvia	Germany	Germany	35-44	female	Bachelor/Master/equivalent	For
Latvia		Germany	35-44	male	No answer	For
Latvia		Germany	45-54	female	Not completed primary education	For
Latvia		Germany	16-24	male	Doctoral degree	For
Latvia		Germany	25-34	female	Doctoral degree	For
Latvia		Germany	25-34	female	Doctoral degree	For
Latvia	Germany	Germany	55-64	female	Bachelor/Master/equivalent	For
Latvia	Germany	Germany	16-24	male	Completed primary education	For
Latvia	Germany	Germany	35-44	male	Completed primary education	For
Latvia		Germany	55-64	male	Not completed primary education	For
Latvia	Germany	Germany	35-44	female	No answer	For
Latvia		Germany	35-44	female	Vocational training	For
Latvia		Germany	45-54	male	No answer	For
Latvia		Germany	16-24	male	Bachelor/Master/equivalent	For
Latvia	Latvia	Germany	25-34	male	Not completed primary education	For
Latvia	Latvia	Germany	45-54	female	Not completed primary education	For
Latvia	Latvia	Germany	25-34	male	Not completed primary education	For
Latvia		Germany	35-44	female	Bachelor/Master/equivalent	For
Latvia		Germany	35-44	female	Bachelor/Master/equivalent	For

Citizenship1	Citizenship2	Residence	Age	Gender	Education	Vote
Latvia		Germany	35-44	male	Bachelor/Master/equivalent	For
Latvia		Germany	55-64	female	Bachelor/Master/equivalent	For
Latvia		Germany	35-44	female	Not completed primary education	For
Latvia		Germany	16-24	female	Bachelor/Master/equivalent	For
Latvia		Germany	16-24	female	Completed primary education	For
Latvia	Germany	Germany	16-24	male	Completed primary education	For
Latvia	Germany	Germany	16-24	male	Vocational training	For
Latvia	Germany	Germany	16-24	female	Bachelor/Master/equivalent	For
Latvia		Germany	75+	male	Vocational training	For
Latvia		Ireland	35-44	female	No answer	For
Latvia		Ireland	35-44	female	Bachelor/Master/equivalent	For
Latvia	Ireland	Ireland	35-44	female	Doctoral degree	For
Latvia		Italy	35-44	male	Vocational training	For
Latvia		Italy	35-44	female	Bachelor/Master/equivalent	For
Latvia		Italy	45-54	male	Bachelor/Master/equivalent	For
Latvia	Cyprus	Latvia	25-34	male	Vocational training	For
Latvia	Other	Latvia	55-64	female	Doctoral degree	For
Latvia	Other	Latvia	75+	female	Not completed primary education	For
Latvia	Other	Latvia	75+	female	Bachelor/Master/equivalent	For
Latvia	Other	Latvia	65-74	female	Bachelor/Master/equivalent	For
Latvia		Luxembourg	35-44	female	Bachelor/Master/equivalent	For
Latvia		Luxembourg	45-54	female	Bachelor/Master/equivalent	For
Latvia		Luxembourg	35-44	female	Bachelor/Master/equivalent	For
Latvia		Netherlands	35-44	male	No answer	For
Latvia		Netherlands	45-54	female	Bachelor/Master/equivalent	For
Latvia	Netherlands	Netherlands	25-34	male	Bachelor/Master/equivalent	For

Citizenship1	Citizenship2	Residence	Age	Gender	Education	Vote
Latvia	Netherlands	Netherlands	35-44	female	Completed primary education	For
Latvia	Other	Other	35-44	female	Bachelor/Master/equivalent	For
Latvia		Other	75+	male	Doctoral degree	For
Latvia		Other	35-44	female	Completed primary education	For
Latvia	Germany	Other	35-44	female	Bachelor/Master/equivalent	For
Latvia		Other	35-44	female	Bachelor/Master/equivalent	For
Latvia		Other	45-54	male	Bachelor/Master/equivalent	For
Latvia	Other	Other	75+	male	Bachelor/Master/equivalent	For
Latvia		Other	45-54	female	Bachelor/Master/equivalent	For
Latvia	Other	Other	65-74	female	Bachelor/Master/equivalent	For
Latvia	Other	Other	75+	female	Bachelor/Master/equivalent	For
Latvia		Other	45-54	female	Bachelor/Master/equivalent	For
Latvia	Latvia	Other	75+	male	Bachelor/Master/equivalent	For
Latvia	Other	Other	16-24	male	Bachelor/Master/equivalent	For
Latvia	Other	Other	65-74	female	Bachelor/Master/equivalent	For
Latvia	Other	Other	65-74	male	Bachelor/Master/equivalent	For
Latvia		Other	25-34	female	Completed primary education	For
Latvia	Latvia	Other	35-44	female	Vocational training	For
Latvia	Other	Other	55-64	female	Bachelor/Master/equivalent	For
Latvia		Other	35-44	female	Bachelor/Master/equivalent	For
Latvia	Other	Other	75+	female	Doctoral degree	For
Latvia		Other	55-64	male	Bachelor/Master/equivalent	For
Latvia	Other	Other	35-44	female	Completed primary education	For
Latvia		Other	65-74	male	Bachelor/Master/equivalent	For
Latvia		Other	25-34	female	Bachelor/Master/equivalent	For
Latvia		Other	35-44	male	Bachelor/Master/equivalent	For

Citizenship1	Citizenship2	Residence	Age	Gender	Education	Vote
Latvia	Other	Other	35-44	female	Bachelor/Master/equivalent	For
Latvia	Other	Other	35-44	female	Bachelor/Master/equivalent	For
Latvia	Other	Other	65-74	female	Bachelor/Master/equivalent	For
Latvia		Other	35-44	male	No answer	For
Latvia	Other	Other	55-64	male	Bachelor/Master/equivalent	For
Latvia	Other	Other	65-74	male	Bachelor/Master/equivalent	For
Latvia		Other	35-44	female	Bachelor/Master/equivalent	For
Latvia	Other	Other	65-74	female	Bachelor/Master/equivalent	For
Latvia		Other	55-64	female	Bachelor/Master/equivalent	For
Latvia		Other	35-44	male	Bachelor/Master/equivalent	For
Latvia		Spain	35-44	male	Bachelor/Master/equivalent	For
Latvia		Spain	16-24	male	Bachelor/Master/equivalent	For
Latvia		Spain	45-54	female	Bachelor/Master/equivalent	For
Latvia	Latvia	Sweden	65-74	female	Doctoral degree	For
Latvia		Sweden	35-44	female	Bachelor/Master/equivalent	For
Latvia		Sweden	45-54	female	Bachelor/Master/equivalent	For
Latvia	Sweden	Sweden	16-24	female	Not completed primary education	For
Latvia	Sweden	Sweden	35-44	female	Bachelor/Master/equivalent	For
Malta		Belgium	45-54	male	Bachelor/Master/equivalent	For
Malta	Other	Malta	35-44	male	Completed primary education	For
Moldova	Ukraine	Ukraine	45-54	male	Doctoral degree	For
Netherlands	Austria	Austria	16-24	male	Bachelor/Master/equivalent	For
Netherlands		Belgium	25-34	female	Bachelor/Master/equivalent	For
Netherlands		Latvia	35-44	male	Bachelor/Master/equivalent	For
Other		Belgium	75+	female	Bachelor/Master/equivalent	For
Other		Germany	25-34	female	Bachelor/Master/equivalent	For

Citizenship1	Citizenship2	Residence	Age	Gender	Education	Vote
Other		Germany	35-44	male	Vocational training	For
Other	Latvia	Other	55-64	female	Not completed primary education	For
Other		Poland	16-24	male	Vocational training	For
Poland	Latvia	Poland	25-34	female	Bachelor/Master/equivalent	For
Portugal		Estonia	35-44	male	Bachelor/Master/equivalent	For
Portugal		Estonia	35-44	male	Bachelor/Master/equivalent	For
Portugal		Netherlands	45-54	male	Bachelor/Master/equivalent	For
Slovenia	Belgium	Belgium	35-44	male	Doctoral degree	For
Sweden		Austria	55-64	female	Bachelor/Master/equivalent	For
Sweden		Belgium	65-74	male	Bachelor/Master/equivalent	For
Sweden		Belgium	55-64	female	Bachelor/Master/equivalent	For
Sweden		Belgium	75+	male	Bachelor/Master/equivalent	For
Sweden		France	65-74	male	Doctoral degree	For
Sweden	France	France	55-64	female	Bachelor/Master/equivalent	For
Sweden	France	France	75+	female	Bachelor/Master/equivalent	For
Sweden	France	France	45-54	female	Bachelor/Master/equivalent	For
Sweden		France	65-74	female	Bachelor/Master/equivalent	For
Sweden	France	France	55-64	female	Bachelor/Master/equivalent	For
Sweden		Germany	35-44	male	Doctoral degree	For
Sweden		Germany	65-74	female	Vocational training	For
Sweden		Germany	75+	male	Vocational training	For
Sweden		Germany	75+	female	Bachelor/Master/equivalent	For
Sweden		Germany	55-64	male	Bachelor/Master/equivalent	For
Sweden		Greece	75+	female	Completed primary education	For
Sweden		Italy	55-64	female	Bachelor/Master/equivalent	For
Sweden		Italy	45-54	female	Bachelor/Master/equivalent	For

Citizenship1	Citizenship2	Residence	Age	Gender	Education	Vote
Sweden		Italy	35-44	female	Bachelor/Master/equivalent	For
Sweden	Italy	Italy	45-54	female	Not completed primary education	For
Sweden		Netherlands	45-54	male	Bachelor/Master/equivalent	For
Sweden		Netherlands	75+	female	Bachelor/Master/equivalent	For
Sweden	Finland	Netherlands	55-64	female	Bachelor/Master/equivalent	For
Sweden		Other	45-54	female	Bachelor/Master/equivalent	For
Sweden		Other	45-54	male	Bachelor/Master/equivalent	For
Sweden		Portugal	65-74	male	Bachelor/Master/equivalent	For
Sweden		Spain	75+	female	Bachelor/Master/equivalent	For
Sweden		Spain	45-54	female	Doctoral degree	For
Sweden		Spain	75+	female	Bachelor/Master/equivalent	For
Sweden		Spain	55-64	male	Bachelor/Master/equivalent	For
Sweden		Spain	16-24	male	Bachelor/Master/equivalent	For